

# BSD & Co.

Chartered Accountants

Branch Office Delhi : 810, 8th floor, Antriksh Bhawan, 22 Kasturba Gandhi Marg, New Delhi-110001(Delhi)  
Tel. : 011-43029888, E-mail : delhi@bsdgroup.in • Website : www.bsdgroup.in

## INDEPENDENT AUDITORS' REPORT

To The Members of Omaxe Pancham Realcon Private Limited

### Report on the Consolidated Financial Statements

#### Opinion

We have audited the accompanying consolidated financial statements of **Omaxe Pancham Realcon Private Limited** ("the Holding Company") and its subsidiaries (collectively referred to as "the Group") comprising of the Consolidated Balance Sheet as at 31<sup>st</sup> March 2023, the Consolidated Statement of Profit and Loss (including Other Comprehensive Income/Loss), the Consolidated Statement of Changes in Equity and the Consolidated Statement of Cash Flow for the year then ended, and Notes to Consolidated Financial Statements including a summary of the significant accounting policies and other explanatory information (hereinafter referred to as "the consolidated financial statements").

In our opinion and to the best of our information and according to the explanations given to us, the aforesaid consolidated financial statements give the information required by the Companies Act, 2013 (the "Act") in the manner so required and give a true and fair view in conformity with Indian Accounting Standards prescribed under section 133 of the Act read with the Companies (Indian Accounting Standards) Rules, 2015, as amended and other accounting principles generally accepted in India, of the consolidated state of affairs of the Group as at 31<sup>st</sup> March 2023, of its consolidated loss and other comprehensive loss, consolidated changes in equity and consolidated cash flows for the year then ended.

#### Basis for Opinion

We conducted our audit of the consolidated financial statements in accordance with the Standards on Auditing (SAs) specified under section 143(10) of the Act. Our responsibilities under those SAs are further described in the Auditor's Responsibilities for the Audit of the Consolidated Financial Statements section of our report. We are independent of the Group in accordance with the Code of Ethics issued by the Institute of Chartered Accountants of India (ICAI) together with the ethical requirements that are relevant to our audit of the consolidated financial statements under the provisions of the Act and the Rules thereunder, and we have fulfilled our other ethical responsibilities in accordance with these requirements and the ICAI's Code of Ethics. We believe that the audit evidence we have obtained is sufficient and appropriate to provide a basis for our audit opinion on the consolidated financial statements.

#### Key Audit Matters

Key audit matters ("KAM") are those matters that, in our professional judgement, were of most significance in our audit of the consolidated financial statements of the current period. These matters were addressed in the context of our audit of the consolidated financial statements as a whole, and in forming our opinion thereon, and we do not provide a separate opinion on these matters. We have determined the matters described below to be the key audit matters to be communicated in our report.



## Description of key Audit Matters

Sr. No.	Key Audit Matters	<u>How that matter was addressed in our audit report</u>
1	<p><b><u>Inventories</u></b></p> <p>The Group's inventories comprise mainly of construction materials, land, Projects in Progress and Completed real estate projects.</p> <p>The inventories are carried at lower of cost and net realizable value (NRV). NRV of completed property is assessed by reference to market price existing at the reporting date and based on comparable transactions made by the Group and/or identified by the Group for properties in same geographical area. NRV of properties under construction is assessed with reference to market value of completed property as at the reporting date less estimated cost to complete.</p> <p>The carrying value of inventories is significant part of the total assets of the Group and involves significant estimates and judgments in assessment of NRV. Accordingly, it has been considered as key audit matter.</p>	<p>Our audit procedures to assess the net realizable value (NRV) of the inventories include the following:</p> <p>We had discussions with Management to understand Management's process and methodology to estimate NRV, including key assumptions used and we also verified project wise un-sold area and recent sale prices and estimated cost of construction to complete projects.</p>
2	<p><b><u>Pending Income Tax cases</u></b></p> <p>The Group has various pending income tax cases involving tax demands which involves significant judgment to determine possible outcome of these cases.</p> <p>Refer Note 36 to the Consolidated Financial Statements</p>	<p>We obtained details of all pending income tax matters involving tax demands on the Group and discussed with the Group's in house tax team regarding sustainability of Group's claim before various income tax/ appellate authorities on matters under litigation. The in-house tax team of the Group relied upon past legal and other rulings; submissions made by them during various hearings held; which was taken in consideration by us to evaluate management position on these tax demands.</p>
3	<p><b><u>Liability for Non-performance of real estate agreements/ civil law suits against the Company</u></b></p> <p>The Company may be liable to pay damages/ interest for specific non-performance of certain real estate agreements, civil cases preferred against the Company for specific performance of the land agreement, the liability on account</p>	<p>We obtained details/ list of pending civil cases and reviewed on sample basis real estate agreements, to ascertain damages on account of non-performance of those agreements and discussed with the legal team of the Company to evaluate management position. We have</p>



<p>of these, if any has been disclosed as contingent liability. However, the amount is not quantifiable.</p> <p>Refer Note 36 to the Consolidated Financial Statements</p>	<p>been represented that owing to the nature of Contingency, the amount is not quantifiable.</p>
--	--

### Other information

The Holding Company's Management and Board of Directors are responsible for the preparation of the other information. The other information comprises the information included in the Management Discussion and Analysis, Board's Report including Annexures to Board's Report, Business Responsibility Report, Corporate Governance and Shareholder's Information, but does not include the consolidated financial statements and our auditor's report thereon. Our opinion on the consolidated financial statements does not cover the other information and we do not express any form of assurance conclusion thereon.

In connection with our audit of the consolidated financial statements, our responsibility is to read the other information and, in doing so, consider whether the other information is materially inconsistent with the consolidated financial statements or our knowledge obtained during the course of our audit or otherwise appears to be materially misstated. If, based on the work we have performed, we conclude that there is a material misstatement of this other information, we are required to report that fact. We have nothing to report in this regard.

### Management's Responsibilities for the Consolidated Financial Statements

The Holding Company's Management and Board of Directors are responsible for the preparation and presentation of these consolidated financial statements in terms of the requirements of the Act that give a true and fair view of the consolidated financial position, consolidated financial performance including other comprehensive income, consolidated cash flows and consolidated statement of changes in equity of the Group in accordance with the accounting principles generally accepted in India, including the Accounting Standards specified under Section 133 of the Act, read with rule 3 of the Companies (Indian Accounting Standards) Rules, 2015 and Companies (Indian Accounting Standards) amendment Rules, 2016. The respective Board of Directors of the Companies included in the Group are responsible for maintenance of adequate accounting records in accordance with the provisions of the Act for safeguarding the assets of the Group and for preventing and detecting frauds and other irregularities; the selection and application of appropriate accounting policies; making judgments and estimates that are reasonable and prudent; and the design, implementation and maintenance of adequate internal financial controls, that were operating effectively for ensuring the accuracy and completeness of the accounting records, relevant to the preparation and presentation of the financial statements that give a true and fair view and are free from material misstatement, whether due to fraud or error, which have been used for the purpose of preparation of the consolidated financial statements by the Directors of the Holding Company, as aforesaid.

In preparing the consolidated financial statements, the respective Management and Board of Directors of the entities included in the Group are responsible for assessing the ability of each entity to continue as a going concern, disclosing, as applicable matters related to going concern and using the going concern basis of accounting unless Board of Directors either intends to liquidate the entity or to cease operations, or has no realistic alternative but to do so.

The respective Board of Directors of the entities included in the Group are responsible for overseeing the financial reporting process of the Group.



## **Auditor's Responsibilities for the Audit of the Consolidated Financial statements**

Our objectives are to obtain reasonable assurance about whether the consolidated financial statements as a whole are free from material misstatement, whether due to fraud or error, and to issue an auditor's report that includes our opinion. Reasonable assurance is a high level of assurance, but is not a guarantee that an audit conducted in accordance with SAs will always detect a material misstatement when it exists. Misstatements can arise from fraud or error and are considered material if, individually or in the aggregate, they could reasonably be expected to influence the economic decisions of users taken on the basis of these consolidated financial statements.

As part of an audit in accordance with SAs, we exercise professional judgment and maintain professional skepticism throughout the audit. We also:

- Identify and assess the risks of material misstatement of the consolidated financial statements, whether due to fraud or error, design and perform audit procedures responsive to those risks, and obtain audit evidence that is sufficient and appropriate to provide a basis for our opinion. The risk of not detecting a material misstatement resulting from fraud is higher than for one resulting from error, as fraud may involve collusion, forgery, intentional omissions, misrepresentations, or the override of internal control.
- Obtain an understanding of internal financial controls relevant to the audit in order to design audit procedures that are appropriate in the circumstances. Under section 143(3)(i) of the Act, we are also responsible for expressing our opinion on whether the Holding Company and subsidiary company which is incorporated in India has adequate internal financial controls system in place and the operating effectiveness of such controls.
- Evaluate the appropriateness of accounting policies used and the reasonableness of accounting estimates and related disclosures made by Management.
- Conclude on the appropriateness of Management's use of the going concern basis of accounting and, based on the audit evidence obtained, whether a material uncertainty exists related to events or conditions that may cast significant doubt on the ability of the Group to continue as a going concern. If we conclude that a material uncertainty exists, we are required to draw attention in our auditor's report to the related disclosures in the consolidated financial statements or, if such disclosures are inadequate, to modify our opinion. Our conclusions are based on the audit evidence obtained up to the date of our auditor's report. However, future events or conditions may cause the Group to cease to continue as a going concern.
- Evaluate the overall presentation, structure and content of the consolidated financial statements, including the disclosures, and whether the consolidated financial statements represent the underlying transactions and events in a manner that achieves fair presentation.
- Obtain sufficient appropriate audit evidence regarding the financial information of the entities or business activities within the Group of which we are the independent auditors and whose financial information we have audited, to express an opinion on the consolidated financial statements. We are responsible for the direction, supervision and performance of the audit of the financial statements of such entities included in the consolidated financial statements of which we are the independent auditor. We remain solely responsible for our audit opinion.

Materiality is the magnitude of misstatements in the consolidated financial statements that, individually or in aggregate, makes it probable that the economic decisions of a reasonably knowledgeable user of the consolidated financial statements may be influenced. We consider quantitative materiality and qualitative factors in (i) planning the scope of our audit work and in evaluating the results of our work; and (ii) to evaluate the effect of any identified misstatements in the consolidated financial statements.



We believe that the audit evidence obtained by us is sufficient and appropriate to provide a basis for our audit opinion on the consolidated financial statements.

We communicate with those charged with governance of the Holding Company and such other entities included in the consolidated financial statements of which we are independent auditors regarding, among other matters, the planned scope and timing of the audit and significant audit findings, including any significant deficiencies in internal control that we identify during our audit.

We also provide those charged with governance with a statement that we have complied with relevant ethical requirements regarding independence, and to communicate with them all relationships and other matters that may reasonably be thought to bear on our independence, and where applicable, related safeguards.

From the matters communicated with those charged with governance, we determine those matters that were of most significance in the audit of the consolidated financial statements of the current period and are therefore the key audit matters. We describe these matters in our auditor's report unless law or regulation precludes public disclosure about the matter or when, in extremely rare circumstances, we determine that a matter should not be communicated in our report because the adverse consequences of doing so would reasonably be expected to outweigh the public interest benefits of such communication.

#### **Report on Other Legal and Regulatory Requirements**

1. As required by Section 143(3) of the Act, based on our audit we report that:
  - a. We have sought and obtained all the information and explanations which to the best of our knowledge and belief were necessary for the purposes of our audit of the aforesaid consolidated financial statements.
  - b. In our opinion, proper books of account as required by law relating to the preparation of the aforesaid consolidated financial statements have been kept by the Company so far as it appears from our examination of those books.
  - c. The consolidated balance sheet, the consolidated statement of profit and loss (including other comprehensive income/loss), the consolidated statement of changes in equity and the consolidated statement of cash flow dealt with by this report are in agreement with the relevant books of account maintained for the purpose of preparation of the consolidated financial statements.
  - d. In our opinion, the aforesaid consolidated financial statements comply with the Indian Accounting Standards specified under Section 133 of the Act.
  - e. On the basis of the written representations received from the directors of the Holding company and its subsidiary as on 31<sup>st</sup> March, 2023 and taken on record by the Board of Directors of respective company, none of the directors of the holding company and its subsidiary which is company incorporated in India is disqualified as on 31<sup>st</sup> March 2023 from being appointed as a director in terms of Section 164(2) of the Act.
  - f. With respect to the adequacy of the internal financial controls with reference to the financial statements of the Holding Company and its subsidiary which is company incorporated in India and the operating effectiveness of such controls, refer to our separate report in "**Annexure-I**".
  - g. With respect to the other matters to be included in the Auditor's Report in accordance with the requirements of section 197(16) of the Act,:



In our opinion and to the best of our information and according to the explanations given to us, no managerial remuneration was paid by the Holding company and its subsidiary which is company incorporated in India to its directors during the current year.

h. With respect to the other matters to be included in the Auditor's Report in accordance with Rule 11 of the Companies (Audit and Auditors) Rules, 2014, in our opinion and to the best of our information and according to the explanations given to us:

- i. The consolidated financial statements disclose the impact of pending litigations as at 31<sup>st</sup> March 2023 on the consolidated financial position of the Group.
- ii. There are no material foreseeable losses on long term contracts including derivative contracts requiring provision.
- iii. There were no amounts which were required to be transferred, to the Investor Education and Protection Fund by the Group.
- iv. (a) The respective Managements of the Holding Company and its subsidiaries whose financial statements have been audited under the Act have represented to us that, to the best of its knowledge and belief, as disclosed in Note 51(a) to Consolidated Financial Statements no funds have been advanced or loaned or invested (either from borrowed funds or share premium or any other sources or kind of funds) by the Holding Company or any of such subsidiaries to or in any other person(s) or entity(ies), including foreign entities("Intermediaries"), with the understanding, whether recorded in writing or otherwise, that the Intermediary shall, whether, directly or indirectly lend or invest in other persons or entities identified in any manner whatsoever by or on behalf of the Holding Company or any of such subsidiaries ("Ultimate Beneficiaries") or provide any guarantee, security or the like on behalf of the Ultimate Beneficiaries;

(b) The respective Managements of the Holding Company and its subsidiaries whose financial statements have been audited under the Act have represented to us that, to the best of its knowledge and belief, as disclosed in Note 51(b) to Consolidated Financial Statements no funds have been received by the Holding Company or any of such subsidiaries from any person(s) or entity(ies), including foreign entities ("Funding Parties"), with the understanding, whether recorded in writing or otherwise, that the Holding Company or any of such subsidiaries shall, whether, directly or indirectly, lend or invest in other persons or entities identified in any manner whatsoever by or on behalf of the Funding Party ("Ultimate Beneficiaries") or provide any guarantee, security or the like on behalf of the Ultimate Beneficiaries;

(c) Based on the audit procedures that have been considered reasonable and appropriate in the circumstances performed by us, nothing has come to our notice that has caused us to believe that the representations under sub-clause (a) and (b) contain any material misstatement.

- v. Proviso to Rule 3(1) of the Companies (Accounts) Rules, 2014 for maintaining the Books of Accounts using accounting software which has feature of recording Audit Trail (Edit Log) is applicable to the Holding Company and its subsidiary with effect from 1<sup>st</sup> April 2023 and accordingly reporting under Rule 11(g) of Companies (Audit and Auditors) Rule 2014 is not applicable for the financial year ended 31<sup>st</sup> March 2023.

2. With respect to the matters specified in paragraphs 3(xxi) and 4 of the Companies (Auditor's Report) Order, 2020 (the "Order"/ "CARO") issued by the Central Government in terms of Section 143(11) of the Act, to be included in the Auditor's report, according to the information and explanations



given to us, and based on the CARO reports issued by us for the companies included in the consolidated financial statements of the Company, to which reporting under CARO is applicable, we report that there are no qualifications or adverse remarks in these CARO reports.

For **B S D & Co.**

Chartered Accountants

Firm's Registration No: 000312S

  
**Sujata Sharma**

Partner

Membership No: 087919



**UDIN: 23087919BGWNSX6813**

Place: New Delhi

Date: 24<sup>th</sup> May 2023

**Annexure I- Referred to in paragraph 1(f) under the heading "Report on Other Legal and Regulatory Requirements" section of our report of even date**

**Report on the Internal Financial Controls under Clause (i) of Sub-section 3 of Section 143 of the Companies Act, 2013 ("the Act")**

In conjunction with our audit of the consolidated financial statements of Omaxe Pancham Realcon Private Limited ("the Holding Company") as of and for the year ended 31<sup>st</sup> March 2023, we have audited the internal financial controls over financial reporting of the Holding Company and its subsidiary company which is company incorporate in India as of that date.

**Management's Responsibility for Internal Financial Controls**

The respective Board of Directors of the Holding company and its subsidiary company which is company incorporate in India are responsible for establishing and maintaining internal financial controls based on the internal controls over financial reporting criteria established by the company considering the essential components of internal controls stated in the Guidance Note on Audit of Internal Financial Controls Over Financial Reporting issued by the Institute of Chartered Accountants of India (ICAI). These responsibilities include the design, implementation and maintenance of adequate internal financial controls that were operating effectively for ensuring the orderly and efficient conduct of its business, including adherence to the respective company's policies, the safeguarding of its assets, the prevention and detection of frauds and errors, the accuracy and completeness of the accounting records, and the timely preparation of reliable financial information, as required under the Act.

**Auditor's Responsibility**

Our responsibility is to express an opinion on the company's internal financial controls over financial reporting based on our audit. We conducted our audit in accordance with the Guidance Note on Audit of Internal Financial Controls Over Financial Reporting (the "Guidance Note") issued by the ICAI and the Standards on Auditing, issued by ICAI and deemed to be prescribed under section 143(10) of the Act, to the extent applicable to an audit of internal financial controls. Those Standards and the Guidance Note require that we comply with ethical requirements and plan and perform the audit to obtain reasonable assurance about whether adequate internal financial controls over financial reporting was established and maintained and if such controls operated effectively in all material respects.

Our audit involves performing procedures to obtain audit evidence about the adequacy of the internal financial controls system over financial reporting and their operating effectiveness. Our audit of internal financial controls over financial reporting included obtaining an understanding of internal financial controls over financial reporting, assessing the risk that a material weakness exists, and testing and evaluating the design and operating effectiveness of internal control based on the assessed risk. The procedures selected depend on the auditor's judgment, including the assessment of the risks of material misstatement of the consolidated financial statements, whether due to fraud or error.

We believe that the audit evidence we have obtained is sufficient and appropriate to provide a basis for our audit opinion on the internal financial controls systems over financial reporting of the company and its subsidiary company which is a company incorporate in India.

**Meaning of Internal Financial Controls over Financial Reporting**

A company's internal financial controls over financial reporting is a process designed to provide reasonable assurance regarding the reliability of financial reporting and the preparation of financial statements for external purposes in accordance with generally accepted accounting principles. A company's internal financial controls over financial reporting includes those policies and procedures that (1) pertain to the maintenance of records that, in reasonable detail, accurately and fairly reflect the transactions and dispositions of the assets of the company; (2) provide reasonable assurance that





transactions are recorded as necessary to permit preparation of financial statements in accordance with generally accepted accounting principles, and that receipts and expenditures of the company are being made only in accordance with authorizations of Management and directors of the company; and (3) provide reasonable assurance regarding prevention or timely detection of unauthorized acquisition, use, or disposition of the company's assets that could have a material effect on the financial statements.

### **Inherent Limitations of Internal Financial Controls over Financial Reporting**

Because of the inherent limitations of internal financial controls over financial reporting, including the possibility of collusion or improper Management override of controls, material misstatements due to error or fraud may occur and not be detected. Also, projections of any evaluation of the internal financial controls over financial reporting to future periods are subject to the risk that the internal financial control over financial reporting may become inadequate because of changes in conditions, or that the degree of compliance with the policies or procedures may deteriorate.


### **Opinion**

In our opinion, to the best of our information and according to the explanations given to us, the Group has, in all material respects, an adequate internal financial controls system over financial reporting and such internal financial controls over financial reporting were operating effectively as at 31<sup>st</sup> March 2023, based on the internal control over financial reporting criteria established by the Group consisting the essential components of internal control stated in the Guidance Note on Audit of Internal Financial Controls Over Financial Reporting issued by the ICAI.

For **B S D & Co.**

Chartered Accountants

Firm's Registration No: 000312S

  
**Sujata Sharma**

Partner

Membership No: 087919



**UDIN: 23087919BGWNSX6813**

Place: New Delhi

Date: 24<sup>th</sup> May 2023

**Annexure-II to the Independent Auditors' Report – 31<sup>st</sup> March 2023 on the Consolidated Financial Statements**

<b>S.No.</b>	<b>Name of Company</b>	<b>Type</b>
1	Aviral Colonizers Private Limited	Subsidiary
2	Satkar Colonisers Private Limited	Subsidiary
3	Utkrisht Real Estate & Associates Private Limited	Subsidiary



## Omaxe Pancham Realcon Private Limited

Regd. Office: 10, Local Shopping Centre, Kalkaji New Delhi-110019

CIN: U45400DL2008PTC179473

### CONSOLIDATED BALANCE SHEET AS AT 31 March 2023

(Rupees in Lakhs)

Particulars	Note No.	As at 31 March 2023	As at 31 March 2022
<b>ASSETS</b>			
<b>Non-Current Assets</b>			
a) Property, Plant and Equipment	1	110.09	81.84
b) Other Intangible Assets	2	5.10	-
c) Right of use assets	3	-	-
d) Goodwill	4	0.12	0.12
e) Financial Assets			
i) Other Financial Assets	5	274.55	264.08
f) Deferred Tax Assets (net)	6	42.10	20.59
g) Non-Current Tax Assets (net)	7	70.17	63.96
h) Other Non-Current Assets	8	0.02	0.79
		<b>502.15</b>	<b>431.38</b>
<b>Current Assets</b>			
a) Inventories	9	98,938.73	96,584.76
b) Financial Assets			
i) Trade Receivables	10	2,767.61	2,494.85
ii) Cash and Cash Equivalents	11	842.37	598.55
iii) Other Bank Balances	12	2.56	-
iv) Other Financial Assets	13	55.61	52.56
c) Other Current Assets	14	1,725.90	1,580.13
		<b>1,04,332.78</b>	<b>1,01,310.85</b>
		<b>1,04,834.93</b>	<b>1,01,742.23</b>
<b>TOTAL ASSETS</b>			
<b>EQUITY AND LIABILITIES</b>			
<b>Equity</b>			
a) Equity Share Capital	15	5.00	5.00
b) Other Equity	16	334.84	402.69
		<b>339.84</b>	<b>407.69</b>
<b>Liabilities</b>			
<b>Non-Current Liabilities</b>			
a) Financial Liabilities			
i) Borrowings	17	-	3,780.66
ii) Other Financial Liabilities	18	13.38	22.25
b) Provisions	19	41.73	29.84
		<b>55.11</b>	<b>3,832.75</b>
<b>Current liabilities</b>			
a) Financial Liabilities			
i) Borrowings	20	36,094.48	39,244.98
ii) Trade Payables	21		
Total outstanding dues of micro enterprises and small enterprises		24.42	6.70
Total outstanding dues of creditors other than micro enterprises and small enterprises		2,064.45	1,994.87
iii) Other Financial Liabilities	22	193.91	173.97
b) Other Current Liabilities	23	66,061.92	56,004.62
c) Provisions	24	0.80	0.57
d) Current Tax Liabilities(net)	25	-	76.08
		<b>1,04,439.98</b>	<b>97,501.79</b>
		<b>1,04,834.93</b>	<b>1,01,742.23</b>
<b>TOTAL EQUITY AND LIABILITIES</b>			

Significant accounting policies  
Notes on financial statements

A  
1 - 54

The notes referred to above form an integral part of Consolidated financial statements.

As per our audit report of even date attached

For and on behalf of

**B S D & Co.**

(Regn. No. -000312S)

Chartered Accountants

**Sujata Sharma**  
Partner  
M.No. 087919



For and on behalf of board of directors

**Manoj Tiwari**  
Director  
DIN: 08854171

**Ritesh Aggarwal**  
Director  
DIN: 09233199

Place: New Delhi  
Date: 24th May, 2023

**Omaxe Panoram Realcon Private Limited**  
 Regd. Office: 10, Local Shopping Centre, Kalkaji New Delhi-110019  
 CIN: U45400DL2008PTC179473

**CONSOLIDATED STATEMENT OF PROFIT AND LOSS FOR THE YEAR ENDED 31 MARCH 2023**

(Rupees in Lakhs)

Particulars	Note No.	Year Ended 31 March 2023	Year Ended 31 March 2022
<b>REVENUE</b>			
Revenue from Operations	26	942.53	1,695.88
Other Income	27	17.59	124.82
<b>TOTAL INCOME</b>		<b>960.12</b>	<b>1,820.70</b>
<b>EXPENSES</b>			
Cost of Land, Material Consumed, Construction & Other Related Project Cost	28	3,057.22	3,402.99
Changes in Inventories of Projects in Progress	29	(2,319.96)	(2,153.55)
Employee Benefits Expense	30	17.44	9.18
Finance Costs	31	(2.81)	7.37
Depreciation and Amortization Expense	32	23.71	16.39
Other Expenses	33	267.56	86.05
<b>TOTAL EXPENSES</b>		<b>1,043.16</b>	<b>1,368.43</b>
<b>Profit/(Loss) Before Tax</b>		<b>(83.04)</b>	<b>452.27</b>
<b>Tax Expense</b>	34		
Current Tax		3.87	76.17
Deferred Tax		(20.89)	43.57
<b>Profit/(Loss) After Tax (A)</b>		<b>(66.02)</b>	<b>332.53</b>
<b>Other Comprehensive Income</b>			
1) Items that will not be reclassified to Statement of Profit and Loss			
Remeasurements of the Net Defined Benefit Plans		(2.45)	4.05
Tax on above		0.62	(1.02)
<b>Total Other Comprehensive Income/(Loss)(B)</b>		<b>(1.83)</b>	<b>3.03</b>
<b>Total Comprehensive Income for the year (A+B)</b>		<b>(67.85)</b>	<b>335.56</b>
<b>Net Profit/(Loss) attributable to :</b>			
a) Owners of the Company		(66.02)	332.53
b) Non Controlling Interest		-	-
<b>Other Comprehensive Income attributable to :</b>			
a) Owners of the Company		(1.83)	3.03
b) Non Controlling Interest		-	-
<b>Total Comprehensive Income attributable to :</b>			
a) Owners of the Company		(67.85)	335.56
b) Non Controlling Interest		-	-
Earning Per Equity Share( Face value of Rs 10 per share)	35		
Basic (In Rupees)		<b>(132.04)</b>	665.06
Diluted (In Rupees)		<b>(132.04)</b>	665.06

Significant accounting policies  
 Notes on financial statements

A  
 1 - 54

The notes referred to above form an integral part of Consolidated financial statements.  
 As per our audit report of even date attached

For and on behalf of  
**B S D & Co.**  
 (Regn. No. -000312S)  
 Chartered Accountants

**Sujata Sharma**  
 Partner  
 M.No. 087919



For and on behalf of board of directors

**Manoj Tiwari**  
 Director  
 DIN: 08854171

**Ritesh Aggarwal**  
 Director  
 DIN: 09233199

Place: New Delhi  
 Date: 24th May, 2023

## Omaxe Pancham Realcon Private Limited

Regd. Office: 10, Local Shopping Centre, Kalkaji New Delhi-110019  
CIN: U45400DL2008PTC179473

### Consolidated Statement of Changes in Equity for the Year Ended 31 March 2023

#### A. Equity Share Capital

Particulars	Numbers	Rupees in Lakhs
<b>Balance as at 1 April 2021</b>	50,000	5.00
Change in equity share capital due to prior period errors	-	-
Restated balance as at 1 April 2021	50,000	5.00
Changes in equity share capital during 2021-22	-	-
<b>Balance as at 31 March 2022</b>	<b>50,000</b>	<b>5.00</b>
<b>Balance as at 1 April 2022</b>	50,000	5.00
Change in equity share capital due to prior period errors	-	-
Restated balance as at 1 April 2022	50,000	5.00
Changes in equity share capital during 2022-23	-	-
<b>Balance as at 31 March 2023</b>	<b>50,000</b>	<b>5.00</b>

#### B. Other Equity

(Rupees in Lakhs)

Description	Attributable to the owners of Omaxe Pancham Realcon Private Limited		
	Reserves and Surplus	Other comprehensive Income	Total Other Equity
	Retained Earnings	Remeasurement of Defined Benefit Obligation	
<b>Balance as at 1 April 2021</b>	70.33	(3.20)	67.13
Profit/(loss) for the year	332.53	-	332.53
Other Comprehensive Income	-	3.03	3.03
<b>Balance as at 31 March 2022</b>	<b>402.86</b>	<b>(0.17)</b>	<b>402.69</b>
<b>Balance as at 1 April 2022</b>	402.86	(0.17)	402.69
Profit/(loss) for the year	(66.02)	-	(66.02)
Other Comprehensive Income	-	(1.83)	(1.83)
<b>Balance as at 31 March 2023</b>	<b>336.84</b>	<b>(2.00)</b>	<b>334.84</b>

The notes referred to above form an integral part of Consolidated financial statements.

As per our audit report of even date attached  
For and on behalf of

**B S D & Co.**  
(Regn. No. -000312S)  
Chartered Accountants

**Sujata Sharma**  
Partner  
M.No. 087919



For and on behalf of board of directors

**Manoj Tiwari**  
Director  
DIN: 08854171

**Ritesh Aggarwal**  
Director  
DIN: 09233199

Place: New Delhi  
Date: 24th May, 2023

## Omaxe Panoram Realcon Private Limited

Regd. Office: 10, Local Shopping Centre, Kalkaji New Delhi-110019  
CIN: U45400DL2008PTC179473

### Statement of Consolidated Cash Flow for the year ended 31 March 2023

(Rupees in Lakhs)

Particulars	Year Ended 31 March 2023	Year Ended 31 March 2022
<b>A. Cash flow from operating activities</b>		
<b>Profit/(loss) for the year before tax</b>	<b>(83.04)</b>	<b>452.27</b>
Adjustments for :		
Depreciation and amortization expense	41.63	36.19
Interest income	(0.36)	(110.81)
Interest on Lease Liabilities	-	0.30
Interest and finance charges	548.90	1,223.28
Loss/(Profit) on sale of fixed Assets	(2.80)	(12.07)
Bad Debts & advances written off	0.18	0.51
Liabilities no longer required written back	(14.23)	(1.14)
<b>Operating profit/(loss) before working capital changes</b>	<b>490.28</b>	<b>1,588.53</b>
Adjustments for working capital		
Inventories	(2,353.97)	(2,127.66)
Trade Receivables	(272.75)	(611.00)
Other Financial assets	(15.80)	5.41
Other Current & Non Current Assets	(145.18)	(259.41)
Trade payable and Other Financial and Non Financial liabilities	10,180.15	6,832.89
	<b>7,392.45</b>	<b>3,840.23</b>
<b>Net cash flow from/(used in) operating activities</b>	<b>7,882.73</b>	<b>5,428.76</b>
Direct tax paid/(refund)	86.16	0.41
<b>Net cash generated from/(used in) Operating activities (A)</b>	<b>7,796.57</b>	<b>5,428.35</b>
<b>B Cash flow from investing activities</b>		
Purchase of property, plant and equipment	(70.09)	(21.50)
Purchase of Intangible Assets	(5.50)	-
Sale of fixed assets	3.41	26.55
Movement in Bank Deposits	(0.28)	(0.26)
Interest Received	0.36	106.47
<b>Net cash generated from /(used in) investing activities (B)</b>	<b>(72.10)</b>	<b>111.26</b>
<b>C Cash flow from financing activities</b>		
Repayment of Borrowings	(6,857.53)	(4,209.52)
Repayment of Lease Liability including interest	-	(9.20)
Interest and finance charges paid	(623.12)	(1,222.62)
<b>Net cash (used in)/generated from Financing activities (C)</b>	<b>(7,480.65)</b>	<b>(5,441.34)</b>
<b>Net increase/(decrease) in cash and cash equivalents (A+B+C)</b>	<b>243.82</b>	<b>98.27</b>
<b>Opening balance of cash and cash equivalents</b>	<b>598.55</b>	<b>500.28</b>
<b>Closing balance of cash and cash equivalents</b>	<b>842.37</b>	<b>598.55</b>



*[Handwritten Signature]*

	(Rupees in Lakhs)	
FOR THE YEAR ENDED	Year Ended 31 March 2023	Year Ended 31 March 2022
<b>COMPONENTS OF CASH AND CASH EQUIVALENTS AS AT</b>		
Cash on hand	20.41	7.55
Balance with banks	821.96	557.33
Cheques on hand	-	33.67
<b>Cash and cash equivalents at the end of the year (refer note 11)</b>	<b>842.37</b>	<b>598.55</b>

	(Amount in Lakhs)	
FOR THE YEAR ENDED	Year Ended 31 March 2023	Year Ended 31 March 2022
Cash and cash equivalents at the end of the year as per above	842.37	598.55
Add: Fixed deposits with banks having maturity for less than twelve months	2.56	-
<b>Cash and bank balances as per balance sheet (refer note 11 &amp; 12 )</b>	<b>844.93</b>	<b>598.55</b>

**DISCLOSURE AS REQUIRED BY IND AS 7**

<b>Reconciliation of liabilities arising from financing activities</b>					(Rupees in Lakhs)
31 March 2023	Opening Balance	Cash flows	Non cash and other changes	Closing balance	
Long term secured borrowings	7,393.08	(5,187.41)	(73.63)	2,132.04	
Short term unsecured borrowings	35,632.56	(1,670.12)	-	33,962.44	
<b>Total liabilities from financial activities</b>	<b>43,025.64</b>	<b>(6,857.53)</b>	<b>(73.63)</b>	<b>36,094.48</b>	


					(Rupees in Lakhs)
31 March 2022	Opening Balance	Cash flows	Non cash and other changes	Closing balance	
Long term secured borrowings	8,842.20	(1,539.66)	90.54	7,393.08	
Short term unsecured borrowings	38,302.42	(2,669.86)	-	35,632.56	
<b>Total liabilities from financial activities</b>	<b>47,144.62</b>	<b>(4,209.52)</b>	<b>90.54</b>	<b>43,025.64</b>	

Note: Depreciation includes amount charged to cost of land, material consumed, construction & other related project cost.

As per our audit report of even date attached

For and on behalf of  
**B S D & Co.**  
(Regn. No. -000312S)  
Chartered Accountants

  
**Sujata Sharma**  
Partner  
M.No. 087919



For and on behalf of board of directors



**Manoj Tiwari**  
Director  
DIN: 08854171



**Ritesh Aggarwal**  
Director  
DIN: 09233199

Place: New Delhi  
Date: 24th May, 2023

## A. Significant accounting policies

1

### Corporate information

Omaxe Pancham Realcon Private Limited (Formerly Known as Pancham Realcon Private Limited) ("The Company") and its subsidiaries (collectively referred to as "Group") are mainly into the business of developing real estate properties for residential, commercial and retail purposes. The registered office of the Company is at 10, Local Shopping Centre, Kalkaji New Delhi-110019.

2

### Significant accounting policies

#### i) Basis of preparation of financial statements

The financial statements of the group have been prepared in accordance with the Companies (Indian Accounting Standards) Rules 2015 ('Ind AS') issued by Ministry of Corporate Affairs ('MCA'). The Group has uniformly applied the

The financial statements for the year ended 31 March 2023 were authorised and approved for issue by the Board of Directors on 24th May 2023.

The consolidated financial statements have been prepared on a going concern basis in accordance with accounting principles generally accepted in India. Further, the consolidated financial statements have been prepared on historical cost basis except for certain financial assets, financial liabilities, derivative financial instruments and share based payments which are measured at fair values as explained in relevant accounting policies.

The financial statements are presented in Rupees and all values are rounded to the nearest lakhs, except when otherwise indicated.

#### ii) Basis of consolidation

The consolidated financial statements relate to Omaxe Pancham Realcon Private Limited ('the Company') and its subsidiary companies. The consolidated financial statements have been prepared on the following basis:

(a) The financial statements of the Company and its subsidiaries are combined on a line by line basis by adding together like items of assets, liabilities, equity, incomes, expenses and cash flows, after fully eliminating intra-group balances and intra-group transactions.

(b) Profits or losses resulting from intra-group transactions that are recognised in assets, such as inventory and property, plant & equipment, are eliminated in full.

(c) Where the cost of the investment is higher/lower than the share of equity in the subsidiary at the time of acquisition, the resulting difference is disclosed as goodwill/capital reserve in the investment schedule. The said Goodwill is not amortised, however, it is tested for impairment at each Balance Sheet date and the impairment loss, if any, is provided for in the consolidated statement of profit and loss.

(d) Offset (eliminate) the carrying amount of the parent's investment in each subsidiary and the parent's portion of equity of each subsidiary.

(e) The difference between the proceeds from disposal of investment in subsidiaries and the carrying amount of its assets less liabilities as on the date of disposal is recognised in the Consolidated Statement of Profit and Loss being the profit or loss on disposal of investment in subsidiary.

(f) Non Controlling Interest's share of profit / loss of consolidated subsidiaries for the year is identified and adjusted against the income of the group in order to arrive at the net income attributable to shareholders of the Company.

(g) Non Controlling Interest's share of net assets of consolidated subsidiaries is identified and presented in the Consolidated Balance Sheet separate from liabilities and the equity of the Company's shareholders.

(h) The Company accounts for its share of post-acquisition changes in net assets of associates, after eliminating unrealised profits and losses resulting from transactions between the Company and its associates to the extent of its share, through its Consolidated Statement of Profit and Loss, to the extent such change is attributable to the associates' Statement of Profit and Loss and through its reserves for the balance based on available information.

#### (ii) Revenue Recognition

The Company follows IND AS 115 for revenue recognition.

Revenue towards satisfaction of a performance obligation is measured at the amount of transaction price (net of variable consideration) allocated to that performance obligations. The transaction price of goods sold and services rendered is net of variable consideration on account of various discount and scheme as part of contract.

#### Point of Time:

##### (a) Real estate projects

The company derives revenue from execution of real estate projects. Revenue from Real Estate project is recognised in accordance with Ind AS 115 which establishes a comprehensive framework in determining whether how much and when revenue is to be recognised. Revenue from real estate projects are recognised upon transfer of control of promised real estate property to customer at an amount that reflects the consideration which the company expects to receive in exchange for such booking and is based on following 6 steps :



*[Handwritten signature]*

*[Handwritten signature]*



1. Identification of contract with customers

The company accounts for contract with a customer only when all the following criteria are met:

- Parties (i.e. the company and the customer) to the contract have approved the contract (in writing, orally or in accordance with business practices) and are committed to perform their respective obligations.
- The company can identify each customer's right regarding the goods or services to be transferred.
- the company can identify the payment terms for the goods or services to be transferred.
- The contract has commercial substance (i.e. risk, timing or amount of the company's future cash flow is expected to change as a result of the contract) and
- It is probable that the company will collect the consideration to which it will be entitled in exchange for the goods or services that will be transferred to the customer. Consideration may not be the same due to discount rate etc.

2. Identify the separate performance obligation in the contract:-

Performance obligation is a promise to transfer to a customer:

- Goods or services or a bundle of goods or services i.e. distinct or a series of goods or services that are substantially the same and are transferred in the same way.
- If a promise to transfer goods or services is not distinct from goods or services in a contract, then the goods or services are combined in a single performance obligation.
- The goods or services that is promised to a customer is distinct if both the following criteria are met:
  - The customer can benefit from the goods or services either on its own or together with resources that are readily available to the customer ( i.e. The goods or services are capable of being distinct) and
  - The company's promise to transfer the goods or services to the customer is separately identifiable from the other promises in the contract (i.e The goods or services are distinct within the context of the contract).

3. Satisfaction of the performance obligation:-

The company recognizes revenue when (or as) the company satisfies a performance obligation by transferring a promised goods or services to the customer. The real estate properties are transferred when (or as) the customer obtains control of Property.

4. Determination of transaction price:-

The transaction price is the amount of consideration to which the company expects to be entitled in exchange for transferring promised goods or services to customer excluding GST.

The consideration promised in a contract with a customer may include fixed amount, variable amount or both. In determining transaction price, the company assumes that goods or services will be transferred to the customer as promised in accordance with the existing contract and the contract can't be cancelled, renewed or modified

5. Allocating the transaction price to the performance obligation:-

The allocation of the total contract price to various performance obligation are done based on their standalone selling prices, the stand alone selling price is the price at which the company would sell promised goods or services separately to the customers.

6. Recognition of revenue when (or as) the company satisfies a performance obligation.

Performance obligation is satisfied at a point in time if none of the criteria out of the below three is met:

- The customer simultaneously receives and consumes a benefit provided by the company's performance as the company performs.
- The company's performance creates or enhances an asset that a customer controls as asset is created or enhanced.
- The company's performance doesn't create an asset within an alternative use to the company and the company has an enforceable right to payment for performance completed to date.

**Over a period of time:**

Performance obligation is satisfied over time if one of the criteria out of the following three is met:

- The customer simultaneously receives and consumes a benefit provided by the company's performance as the company performs.
- The company's performance creates or enhances an asset that a customer controls as asset is created or enhanced or
- The company's performance doesn't create an asset within an alternative use to the company and the company has an enforceable right to payment for performance completed to date.

Therefore the revenue recognition for a performance obligation is done over time if one of the criteria is met out of the above three.

The company disaggregates revenue from real estate projects on the basis of nature of revenue.



**(a) Construction Projects**

Construction projects where the Company is acting as contractor, revenue is recognised in accordance with the terms of the construction agreements. Under such contracts, assets created does not have an alternative use and the Company has an enforceable right to payment. The estimated project cost includes construction cost, development and construction material and overheads of such project. The Company uses cost based input method for measuring progress for performance obligation satisfied over time. Under this method, the Company recognises revenue in proportion to the actual project cost incurred as against the total estimated project cost. The management reviews and revises its measure of progress periodically and are considered as change in estimates and accordingly, the effect of such changes in estimates is recognised prospectively in the period in which such changes are determined. However, when the total project cost is estimated to exceed total revenues from the project, the loss is recognized immediately. As the outcome of the contracts cannot be measured reliably during the early stages of the project, contract revenue is recognised only to the extent of costs incurred in the statement of profit and loss.

**(b) Lease Rental income**

Revenue in rental is recognised over a period of time on an accrual basis in accordance with the terms of contract as and when the Company satisfies performance obligations by delivery services as per contractual agreed terms.

**(c) Project Management Fee**

Project Management fee is accounted as revenue upon satisfaction of performance obligation as per agreed terms.

**(d) Interest Income**

Interest due on delayed payments by customers is accounted on accrual basis.

**(e) Income from trading sales**

Revenue from trading activities is accounted as revenue upon satisfaction of performance obligation.

**(f) Dividend Income**

Dividend income is recognized when the right to receive the payment is established.

**(iii) Borrowing Costs**

Borrowing cost that are directly attributable to the acquisition or construction of a qualifying asset (including real estate projects) are considered as part of the cost of the asset/project. All other borrowing costs are treated as period cost and charged to the statement of profit and loss in the year in which incurred.

**(iv) Property, Plant and Equipment**

**Recognition and initial measurement**

Properties, plant and equipment are stated at their cost of acquisition. The cost comprises purchase price, borrowing cost, if capitalization criteria are met and directly attributable cost of bringing the asset to its working condition for the intended use. Any trade discount and rebates are deducted in arriving at the purchase price. Subsequent costs are included in the asset's carrying amount or recognised as a separate asset, as appropriate, only when it is probable that future economic benefits associated with the item will flow to the Company. All other repair and maintenance costs are recognised in statement of profit or loss as incurred.

**Subsequent measurement (depreciation and useful lives)**

Property plant and equipment are subsequently measured at cost net of accumulated depreciation and accumulated impairment losses, if any. Depreciation on Property Plant and Equipment is provided on written down value method based on useful life of assets as specified in Schedule II to the Companies Act, 2013 as under:

Assets Category	Estimated useful life (in years)	Estimated useful life as per schedule II to Companies Act, 2013 (in years)
Plant and Machinery		
Cranes	15	15
Other items	12	12
Office Equipment	5	5
Furniture and Fixtures	10	10
Vehicles	8-10	8-10
Computers		
Server	6	6
Others	3	3

The Company based on management estimates depreciate certain item i.e. Shuttering Material and scaffolding over estimated useful life of 5 years considering obsolescence as against 12 years specified in Schedule II to Companies Act, 2013. The management of the Company believes that the estimated useful life of 5 years is realistic and reflects fair approximation of the period over which the assets are likely to be used.



Handwritten signature

Handwritten signature

## De-recognition

An item of property, plant and equipment and any significant part initially recognised is derecognized upon disposal or when no future economic benefits are expected from its use or disposal. Any gain or loss arising on de-recognition of the asset (calculated as the difference between the net disposal proceeds and the carrying amount of the asset) is included in the income statement when the asset is derecognized.

### (v) Intangible Assets

#### Recognition and initial measurement

Intangible assets are stated at their cost of acquisition. The cost comprises purchase price, borrowing cost, if capitalization criteria are met and directly attributable cost of bringing the asset to its working condition for the intended use. Any trade discount and rebates are deducted in arriving at the purchase price.

#### Subsequent measurement (amortization and useful lives)

Intangible assets comprising of ERP & other computer software are stated at cost of acquisition less accumulated amortization and are amortised over a period of four years on straight line method.

### (vi) Goodwill on Consolidation

Goodwill represents the cost of acquired business as established at the date of acquisition of the business in excess of the acquirer's interest in the net fair value of the identifiable assets, liabilities and contingent liabilities less accumulated impairment losses, if any. Goodwill is tested for impairment annually or when events or circumstances indicate that the implied fair value of goodwill is less than its carrying amount.

### (vii) Impairment of Non Financial Assets

The Group assesses at each balance sheet date whether there is any indication that an asset may be impaired. If any such indication exists, the Company estimates the recoverable amount of the asset. If such recoverable amount of the asset or the recoverable amount of the cash-generating unit to which the asset belongs is less than its carrying amount, the carrying amount is reduced to its recoverable amount. The reduction is treated as an impairment loss and is recognized in the statement of profit and loss.

### (viii) Financial Instruments

#### (a) Financial assets

##### Initial recognition and measurement

Financial assets are recognised when the Company becomes a party to the contractual provisions of the financial instrument and are measured initially at fair value adjusted for transaction costs

##### Subsequent measurement

(1) Financial instruments at amortised cost – the financial instrument is measured at the amortised cost if both the following conditions are met:

(a) The asset is held within a business model whose objective is to hold assets for collecting contractual cash flows, and

(b) Contractual terms of the asset give rise on specified dates to cash flows that are solely payments of principal and interest (SPPI) on the principal amount outstanding.

After initial measurement, such financial assets are subsequently measured at amortised cost using the effective interest rate (EIR) method. All other debt instruments are measured at Fair Value through other comprehensive income or Fair value through profit and loss based on Company's business model.

(2) Investment in equity instruments of subsidiaries (including partnership firms), joint ventures and associates

Investment in equity instruments of subsidiaries, joint ventures and associates are stated at cost as per Ind AS 27 'Separate Financial Statements'. Where the carrying amount of an investment is greater than its estimated recoverable amount, it is assessed for recoverability and in case of permanent diminution, provision for impairment is recorded in statement of Profit and Loss. On disposal of investment, the difference between the net disposal proceeds and the carrying amount is charged or credited to the Statement of Profit and Loss.

(3) Equity investments – All equity investments in scope of Ind AS 109 are measured at fair value. Equity instruments which are held for trading are generally classified as at fair value through profit and loss (FVTPL). For all other equity instruments, the Company decides to classify the same either as at fair value through other comprehensive income (FVOCI) or fair value through profit and loss (FVTPL). The Company makes such election on an instrument by instrument basis. The classification is made on initial recognition and is irrevocable.

(4) Mutual funds – All mutual funds in scope of Ind-AS 109 are measured at fair value through profit and loss (FVTPL).

#### De-recognition of financial assets

A financial asset is primarily de-recognised when the rights to receive cash flows from the asset have expired or the Company has transferred its rights to receive cash flows from the asset.

### (b) Financial liabilities

#### Initial recognition and measurement

All financial liabilities are recognised initially at fair value and transaction cost that are attributable to the acquisition of the financial liabilities are also adjusted. These liabilities are classified as amortised cost.



A handwritten signature in black ink, appearing to be 'S. S. S.', written over a horizontal line.

A handwritten signature in blue ink, appearing to be 'S. S. S.', written over a horizontal line.

### Subsequent measurement

Subsequent to initial recognition, these liabilities are measured at amortised cost using the effective interest method. These liabilities include borrowings and deposits.

### De-recognition of financial liabilities

A financial liability is de-recognised when the obligation under the liability is discharged or cancelled or expired. When an existing financial liability is replaced by another from the same lender on substantially different terms, or on the terms of an existing liability are substantially modified, such an exchange or modification is treated as the de-recognition of the original liability and the recognition of a new liability. The difference in the respective carrying amounts is recognised in the statement of profit or loss.

### (c) Compound financial instrument

Compound financial instrument are separated into liability and equity components based on the terms of the contract. On issuance of the said instrument, the liability component is arrived by discounting the gross sum at a market rate for an equivalent non-convertible instrument. This amount is classified as a financial liability measured at amortised cost until it is extinguished on conversion or redemption. The remainder of the proceeds is recognised as equity component of compound financial instrument. This is recognised and included in shareholders' equity, net of income tax effects, and not subsequently re-measured.

### (d) Financial guarantee contracts

Financial guarantee contracts are those contracts that require a payment to be made to reimburse the holder for a loss it incurs because the specified party fails to make a payment when due in accordance with the terms of a debt instrument. Financial guarantee contracts are recognised initially as a liability at fair value, adjusted for transaction costs that are directly attributable to the issuance of the guarantee. Subsequently, the liability is measured at the higher of the amount of expected loss allowance determined as per impairment requirements of Ind-AS 109 and the amount recognised less cumulative amortization.

### (e) Impairment of financial assets

The Company assesses on a forward looking basis the expected credit losses associated with its assets carried at amortised cost and FVOCI debt instruments. The impairment methodology applied depends on whether there has been a significant increase in credit risk. Note 45 details how the Company determines whether there has been a significant increase in credit risk.

For trade receivables only, the Company applies the simplified approach permitted by Ind AS 109 Financial Instruments, which requires expected lifetime losses to be recognised from initial recognition of the receivables.

### (f) Offsetting of financial instruments

Financial assets and financial liabilities are offset and the net amount is reported in the balance sheet if there is a currently enforceable legal right to offset the recognised amounts and there is an intention to settle on a net basis, to realize the assets and settle the liabilities simultaneously.

### (ix) Fair value measurement

Fair value is the price that would be received to sell as asset or paid to transfer a liability in an orderly transaction between market participants at the measurement date. The fair value measurement is based on the presumption that the transaction to sell the asset or transfer the liability takes place either:

- In the principal market for the asset or liability, or
- In the absence of a principal market, in the most advantageous market for the asset or liability.

The fair value of an asset or a liability is measured using the assumptions that market participants would use when pricing the asset or liability, assuming that market participants act in their economic best interest.

A fair value measurement of a non-financial asset takes into account a market participant's ability to generate economic benefits by using the asset in its highest and best use or by selling it to another market participant that would use the asset in its highest and best use.

The company uses valuation techniques that are appropriate in the circumstances and for which sufficient data are available to measure fair value, maximizing the use of relevant observable inputs:

- Level 1- Quoted (unadjusted) market prices in active markets for identical assets or liabilities
- Level 2- Valuation techniques for which the lowest level input that is significant to the fair value measurement is directly or indirectly observable
- Level 3- Valuation techniques for which the lowest level input that is significant to the fair value measurement is unobservable

For assets and liabilities that are recognized in the financial statements on a recurring basis, the Company determines whether transfer have occurred between levels in the hierarchy by re-assessing categorization (based on the lowest level input that is significant to the fair value measurement as a whole) at the end of each reporting period.

For the purpose of fair value disclosure, the Company has determined classes of assets and liabilities on the basis of nature, characteristics and risks of the asset or liability and the level of the fair value hierarchy as explained above.

### (x) Inventories and Projects in progress

#### (a) Inventories

(i) Building material and consumable stores are valued at cost, which is determined on the basis of the 'First in First out' method.

(ii) Land is valued at cost, which is determined on average method. Cost includes cost of acquisition and all related costs.



*[Handwritten signature]*

(iii) Construction work in progress is valued at cost. Cost includes cost of materials, services and other related overheads related to project under construction.

(iv) Completed real estate project for sale and trading stock are valued at lower of cost or net realizable value. Cost includes cost of land, materials, construction, services and other related overheads.

**(b) Projects in progress**

Projects in progress are valued at cost. Cost includes cost of land, materials, construction, services, borrowing costs and other overheads relating to projects.

**(xi) Foreign currency translation**

**(a) Functional and presentation currency**

The financial statements are presented in currency INR, which is also the functional currency of the Company.

**(b) Foreign currency transactions and balances**

i. Foreign currency transactions are recorded at exchange rates prevailing on the date of respective transactions.

ii. Financial assets and financial liabilities in foreign currencies existing at balance sheet date are translated at year-end rates.

iii. Foreign currency translation differences related to acquisition of imported fixed assets are adjusted in the carrying amount of the related fixed assets. All other foreign currency gains and losses are recognized in the statement of profit and loss.

**(xii) Retirement benefits**

i. Contributions payable by the Company to the concerned government authorities in respect of provident fund, family pension fund and employee state insurance are charged to the statement of profit and loss.

ii. The Company is having Group Gratuity Scheme with Life Insurance Corporation of India. Provision for gratuity is made based on actuarial valuation in accordance with Ind AS-19.

iii. Provision for leave encashment in respect of unavailed leave standing to the credit of employees is made on actuarial basis in accordance with Ind AS-19.

iv. Actuarial gains/losses resulting from re-measurements of the liability/asset are included in other comprehensive income.

**(xiii) Provisions, contingent assets and contingent liabilities**

A provision is recognized when:

- the Company has a present obligation as a result of a past event;
- it is probable that an outflow of resources embodying economic benefits will be required to settle the obligation; and
- a reliable estimate can be made of the amount of the obligation.

A disclosure for a contingent liability is made when there is a possible obligation or a present obligation that may, but probably will not, require an outflow of resources. Where there is a possible obligation or a present obligation that the likelihood of outflow of resources is remote, no provision or disclosure is made.

**(xiv) Earnings per share**

Basic earnings per share are calculated by dividing the total comprehensive income for the year attributable to equity shareholders by the weighted average number of equity shares outstanding during the year.

For the purpose of calculating diluted earnings per share, the total comprehensive income for the year attributable to equity shareholders and the weighted average number of shares outstanding during the year are adjusted for the effects of all dilutive potential equity share.

**(xv) Lease**

The Company follows IND AS 116 for leases. In accordance with INDAS 116, The company recognises right of use assets representing its right to use the underlying asset for the lease term at the lease commencement date. The cost of right of use asset measured at inception shall comprise of the amount of the initial measurement of the lease liability adjusted for any lease payments made at or before commencement date less any lease incentive received plus any initial direct cost incurred and an estimate of cost to be incurred by lessee in dismantling and removing underlying asset or restoring the underlying asset or site on which it is located. The right of use asset is subsequently measured at cost less accumulated depreciation, accumulated impairment losses, if any, and adjusted for any re-measurement of lease liability. The right of use assets is depreciated using the Straight Line Method from the commencement date over the charter of lease term or useful life of right of use asset. The estimated useful life of right of use assets are determined on the same basis as those of Property, Plant and Equipment. Right of use asset are tested for impairment whenever there is any indication that their carrying amounts may not be recoverable. Impairment loss, if any, is recognised in Statement of Profit and Loss.

The company measures the lease liability at the present value of the lease payments that are not paid at the commencement date of lease. The lease payments are discounted using the interest rate implicit in the lease, if that rate can be readily determined. If that rate cannot be readily determined, the company uses incremental borrowing rate.

The company has elected not to apply the requirements of INDAS 116 to short term leases of all assets that have a lease term of 12 months or less unless renewable on long term basis and leases for which the underlying asset is of low value. The lease payments associated with these leases are recognised as an expense over lease term.



*[Handwritten signature]*

### Company as a lessor

Leases in which the Company does not transfer substantially all the risks and rewards of ownership of an asset are classified as operating leases. Rental income from operating lease is recognised on a straight-line basis over the term of the relevant lease. Initial direct costs incurred in negotiating and arranging an operating lease are added to the carrying amount of the leased asset and recognised over the lease term on the same basis as rental income. Contingent rents are recognised as revenue in the period in which they are earned. Fit-out rental income is recognised in the statement of profit and loss on accrual basis.

Leases are classified as finance leases when substantially all of the risks and rewards of ownership transfer from the Company to the lessee. Amounts due from lessees under finance leases are recorded as receivables at the Company's net investment in the leases. Finance lease income is allocated to accounting periods so as to reflect a constant periodic rate of return on the net investment outstanding in respect of the lease.

### (xvi) Income Taxes

i. Provision for current tax is made based on the tax payable under the Income Tax Act, 1961. Current income tax relating to items recognised outside profit and loss is recognised outside profit and loss (either in other comprehensive income or in equity)

ii. Deferred tax is recognised on temporary differences between the carrying amounts of assets and liabilities in the financial statements and the corresponding tax bases used in the computation of taxable profit.

Deferred tax liabilities and assets are measured at the tax rates that are expected to apply in the period in which the liability is settled or the asset realised, based on tax rates (and tax laws) that have been enacted or substantively enacted by the end of the reporting period. The carrying amount of Deferred tax liabilities and assets are reviewed at the end of each reporting period.

### (xvii) Cash and Cash Equivalent

Cash and Cash equivalent in the balance sheet comprises cash at bank and cash on hand, demand deposits and short term deposits which are subject to an insignificant change in value.

The amendment to Ind AS-7 requires entities to provide disclosure of change in the liabilities arising from financing activities, including both changes arising from cash flows and non cash changes (such as foreign exchange gain or loss). The Company has provided information for both current and comparative period in cash flow statement.

### (xviii) Significant management judgement in applying accounting policies and estimation of uncertainty Estimation of uncertainty

#### (a) Recoverability of advances/receivables

At each balance sheet date, based on historical default rates observed over expected life, the management assesses the expected credit loss on outstanding receivables and advances.

#### (b) Defined benefit obligation (DBO)

Management's estimate of the DBO is based on a number of critical underlying assumptions such as standard rates of inflation, medical cost trends, mortality, discount rate and anticipation of future salary increases. Variation in these assumptions may significantly impact the DBO amount and the annual defined benefit expenses.

#### (c) Provisions

At each balance sheet date on the basis of management judgment, changes in facts and legal aspects, the Company assesses the requirement of provisions against the outstanding warranties and guarantees. However the actual future outcome may be different from this judgement.

#### (d) Inventories

Inventory is stated at the lower of cost and net realisable value (NRV).

NRV for completed inventory is assessed including but not limited to market conditions and prices existing at the reporting date and is determined by the Company based on net amount that it expects to realise from the sale of inventory in the ordinary course of business

NRV in respect of inventories under construction is assessed with reference to market prices (by referring to expected or recent selling price) at the reporting date less estimated costs to complete the construction, and estimated cost necessary to make the sale. The costs to complete the construction are estimated by management

#### (e) Lease

The group evaluates if an arrangement qualifies to be a lease as per the requirements of INDAS 116. Identification of a lease requires significant judgement. The company uses significant judgement in assessing the lease term (including anticipated renewals) and the applicable discount rate.

The group determines the lease term as the non-cancellable period of lease, together with both periods covered by an option to extend the lease if the company is reasonably certain to exercise that option and periods covered by an option to terminate the lease if the company is reasonably certain not to exercise that option. In exercise whether the company is reasonably certain to exercise an option to extend a lease or to exercise an option to terminate the lease, it considers all relevant facts and circumstances that create an economic incentive for the company to exercise the option to extend the lease or to exercise the option to terminate the lease. The company revises lease term, if there is change in non-cancellable period of lease. The discount rate used is generally based on incremental borrowing rate.



**(f) Fair value measurements**

Management applies valuation techniques to determine the fair value of financial instruments (where active market quotes are not available) and non-financial assets. This involves developing estimates and assumptions consistent with how market participants would price the instrument / assets. Management bases its assumptions on observable data as far as possible but this may not always be available. In that case Management uses the best relevant information available. Estimated fair values may vary from the actual prices that would be achieved in an arm's length transaction at the reporting date.

**(g) Revenue from contracts with customers**

The Company has applied judgements that significantly affect the determination of the amount and timing of revenue from contracts with customers.

**(h) Classification of assets and liabilities into current and non-current**

The Management classifies assets and liabilities into current and non-current categories based on its operating cycle.

**Significant estimates**

The key assumptions concerning the future and other key sources of estimation uncertainty at the reporting date, that have a significant risk of causing a material adjustment to the carrying amounts of assets and liabilities, are described below. The Company based its assumptions and estimates on parameters available when the standalone financial statements were prepared. Existing circumstances and assumptions about future developments, however, may change due to market changes or circumstances arising that are beyond the control of the Company. Such changes are reflected in the assumptions when they occur.

**(a) Net realizable value of inventory** – The determination of net realisable value of inventory involves estimates based on prevailing market conditions, current prices and expected date of commencement and completion of the project, the estimated future selling price, cost to complete projects and selling cost. The Company also involves specialist to perform valuations of inventories, wherever required.

**(b) Useful lives of depreciable/ amortisable assets** – Management reviews its estimate of the useful lives of depreciable/ amortisable assets at each reporting date, based on the expected utility of the assets. Uncertainties in these estimates relate to technical and economic obsolescence that may change the utility of assets.

**(c) Impairment of Property plant equipment, Investment properties and CWIP** – Impairment exists when the carrying value of an asset or cash generating unit exceeds its recoverable amount, which is the higher of its fair value less costs of disposal and its value in use. The value in use calculation is based on a DCF model. The cash flows are derived from the budgets. The recoverable amount is sensitive to the discount rate used for the DCF model as well as the expected future cash-inflows and the growth rate used.

**(d) Defined benefit obligation (DBO)** – Management's estimate of the DBO is based on a number of underlying assumptions such as standard rates of inflation, mortality, discount rate and anticipation of future salary increases. Variation in these assumptions may significantly impact the DBO amount and the annual defined benefit expenses.



A handwritten signature in blue ink, appearing to be "M. S. S.", written over the stamp.

A handwritten signature in blue ink, appearing to be "S. S. S.", written to the right of the stamp.

**Note 1 : PROPERTY, PLANT AND EQUIPMENT**

(Rupees in Lakhs)

Particulars	Plant and Machinery	Office Equipments	Furniture and Fixtures	Vehicles	Computer and Printers	Total
<b>Gross carrying amount</b>						
<b>Balance as at 1 April 2021</b>	122.77	18.37	86.93	9.81	3.27	<b>241.15</b>
Additions	5.28	2.42	1.09	-	12.71	<b>21.50</b>
Disposals	(25.99)	-	-	(7.36)	-	<b>(33.35)</b>
<b>Balance as at 31 March 2022</b>	<b>102.06</b>	<b>20.79</b>	<b>88.02</b>	<b>2.45</b>	<b>15.98</b>	<b>229.30</b>
<b>Balance as at 1 April 2022</b>	102.06	20.79	88.02	2.45	15.98	<b>229.30</b>
Additions	7.80	2.16	8.15	51.70	0.28	<b>70.09</b>
Disposals	-	(2.65)	(1.08)	-	(0.94)	<b>(4.67)</b>
<b>Balance as at 31 March 2023</b>	<b>109.86</b>	<b>20.30</b>	<b>95.09</b>	<b>54.15</b>	<b>15.32</b>	<b>294.72</b>
<b>Accumulated depreciation</b>						
<b>Balance as at 1 April 2021</b>	42.05	14.66	71.14	7.05	2.51	<b>137.41</b>
Depreciation charge during the year	19.80	1.87	4.80	0.53	1.92	<b>28.92</b>
Disposals	(12.46)	-	-	(6.41)	-	<b>(18.87)</b>
<b>Balance as at 31 March 2022</b>	<b>49.39</b>	<b>16.53</b>	<b>75.94</b>	<b>1.17</b>	<b>4.43</b>	<b>147.46</b>
<b>Balance as at 1 April 2022</b>	49.39	16.53	75.94	1.17	4.43	<b>147.46</b>
Depreciation charge during the period	17.92	2.05	4.40	9.76	7.10	<b>41.23</b>
Disposals	-	(2.41)	(1.06)	-	(0.59)	<b>(4.06)</b>
<b>Balance as at 31 March 2023</b>	<b>67.31</b>	<b>16.17</b>	<b>79.28</b>	<b>10.93</b>	<b>10.94</b>	<b>184.63</b>
<b>Net carrying amount as at 31 March 2023</b>	<b>42.55</b>	<b>4.13</b>	<b>15.81</b>	<b>43.22</b>	<b>4.38</b>	<b>110.09</b>
<b>Net carrying amount as at 31 March 2022</b>	<b>52.67</b>	<b>4.26</b>	<b>12.08</b>	<b>1.28</b>	<b>11.55</b>	<b>81.84</b>

**Note:**

(Rupees in Lakhs)

Particulars	Year Ended 31 March 2023	Year Ended 31 March 2022
Depreciation has been charged to		
- Cost of land, material consumed, construction & other related project cost (refer note 28)	17.92	19.80
- Statement of profit & loss (refer note 32)	23.31	9.12
<b>Total</b>	<b>41.23</b>	<b>28.92</b>

**Note 2 : INTANGIBLE ASSETS**

(Rupees in Lakhs)

Particulars	Software
<b>Gross carrying amount</b>	
<b>Balance as at 1 April 2021</b>	-
Additions	-
Disposals	-
<b>Balance as at 31 March 2022</b>	-
<b>Balance as at 1 April 2022</b>	-
Additions	5.50
Disposals	-
<b>Balance as at 31 March 2023</b>	<b>5.50</b>
<b>Accumulated Amortisation</b>	
<b>Balance as at 1 April 2021</b>	-
Amortisation charged during the year	-
Disposals	-
<b>Balance as at 31 March 2022</b>	-
<b>Balance as at 1 April 2022</b>	-
Amortisation charged during the Period	0.40
Disposals	-
<b>Balance as at 31 March 2023</b>	<b>0.40</b>
<b>Net carrying amount as at 31 March 2023</b>	<b>5.10</b>
<b>Net carrying amount as at 31 March 2022</b>	-

**Note: 2.1**

(Rupees in Lakhs)

Particulars	Year Ended 31 March 2023	Year Ended 31 March 2022
Amortisation has been charged to		
-Statement of profit & loss (refer note 32)	0.40	-
<b>Total</b>	<b>0.40</b>	-

**Note: 2.2 The estimated amortisation for years subsequent to 31st March, 2023 are as under:**

(Rupees in Lakhs)

Year Ending	Amortisation Expense
31-Mar-2024	1.37
31-Mar-2025	1.37
31-Mar-2026	1.38
31-Mar-2027	0.98
<b>Total</b>	<b>5.10</b>

**Note 3 : RIGHT OF USE ASSETS**

(Rupees in Lakhs)

Particulars	Year Ended 31 March 2023	Year Ended 31 March 2022
<b>Gross Carrying value as at beginning of year</b>	-	7.27
Add: Right of use assets added during the year	-	-
Less: i) Depreciation on right of use assets (refer note 32)	-	(7.27)
<b>Total</b>	-	-





**Note 4 : GOODWILL ON CONSOLIDATION**

Goodwill consist of the followings

(Rupees in Lakhs)

Particulars	As at	As at
	31 March 2023	31 March 2022
Balance at the beginning of the year	0.12	0.12
Additional amount recognised from acquisition/(deletion) during the year (net)	-	-
<b>Total</b>	<b>0.12</b>	<b>0.12</b>

The group tests goodwill annually for impairment. Goodwill of Rs. 0.12 Lakhs (PY Rs. 0.12 Lakhs) have been allocated to the respective business/projects from where goodwill is generated. The estimated value in use is based on future cash flows and annual growth rate. Based on reasonable assumption, the group did not identify any probable scenario in which the recoverable amount of cash generating unit would decrease below its carrying value, hence no impairment is required in the carrying value of goodwill.

**Note 5 : NON CURRENT OTHER FINANCIAL ASSETS**

(Rupees in Lakhs)

Particulars	As at	As at
	31 March 2023	31 March 2022
(Unsecured considered good unless otherwise stated)		
Security deposit		
Considered Good	6.62	6.62
Bank deposits with maturity of more than 12 months.		
Pledged/under lien/earmarked	1.27	3.55
Advance recoverable in cash		
-Others	266.66	253.91
<b>Total</b>	<b>274.55</b>	<b>264.08</b>

**Note - 6 : DEFERRED TAX ASSETS - NET**

The movement on the deferred tax account is as follows:

(Rupees in Lakhs)

Particulars	As at	As at
	31 March 2023	31 March 2022
At the beginning of the year	20.59	65.18
Charge/(credit) to statement of profit and loss (refer note 34)	20.89	(43.57)
Credit/ (Charge) to other comprehensive Income	0.62	(1.02)
<b>At the end of the year</b>	<b>42.10</b>	<b>20.59</b>

**Component of deferred tax assets :**

(Rupees in Lakhs)

Particulars	As at	As at
	31 March 2023	31 March 2022
<b>Deferred Tax Assets</b>		
Unaborsed business Losses	16.38	-
Difference between book and tax base of property,plant and equipment	15.67	13.56
Expenses Allowed on payment basis	10.75	7.72
<b>Deferred Tax Liabilities</b>		
Impact of INDAS116	(0.70)	(0.69)
<b>Total</b>	<b>42.10</b>	<b>20.59</b>

**Note 7 : NON-CURRENT TAX ASSETS (NET)**

(Rupees in Lakhs)

Particulars	As at	As at
	31 March 2023	31 March 2022
Direct taxes refundable (net of provisions)	70.17	63.96
<b>Total</b>	<b>70.17</b>	<b>63.96</b>

**Note 8 : OTHER NON CURRENT ASSETS**

(Rupees in Lakhs)

Particulars	As at	As at
	31 March 2023	31 March 2022
(Unsecured considered good unless stated otherwise)		
Advance against goods, services and others		
- Others	-	0.77
Prepaid Expenses	0.02	0.02
<b>Total</b>	<b>0.02</b>	<b>0.79</b>

**Note 9 : INVENTORIES**

(Rupees in Lakhs)

Particulars	As at	As at
	31 March 2023	31 March 2022
Building Material and consumables	232.10	198.09
Land	1,083.51	1,083.51
Completed real estate projects	3,812.02	-
Project In Progress	93,811.10	95,303.16
<b>Total</b>	<b>98,938.73</b>	<b>96,584.76</b>

**Note 10 : TRADE RECEIVABLES**

(Rupees in Lakhs)

Particulars	As at	As at
	31 March 2023	31 March 2022
(Unsecured considered good unless otherwise stated)		
Considered Good	2,767.61	2,494.85
<b>Total</b>	<b>2,767.61</b>	<b>2,494.85</b>



*[Handwritten signature]*

*[Handwritten signature]*

**Note 11 : CASH AND CASH EQUIVALENTS**

(Rupees in Lakhs)

Particulars	As at	As at
	31 March 2023	31 March 2022
Balances With Banks:-		
In Current Accounts	821.96	557.33
Cheques, Drafts on Hand	-	33.67
Cash on Hand	20.41	7.55
<b>Total</b>	<b>842.37</b>	<b>598.55</b>

**Note 12 : OTHER BANK BALANCES**

(Amount in Rupees)

Particulars	As at	As at
	31 March 2023	31 March 2022
Bank Deposit with maturity of more than three months but less than twelve months Pledged/under lien/earmarked	2.56	-
<b>Total</b>	<b>2.56</b>	<b>-</b>

**Note 13 : OTHER FINANCIAL ASSETS-CURRENT**

(Rupees in Lakhs)

Particulars	As at	As at
	31 March 2023	31 March 2022
(Unsecured considered good unless otherwise stated)		
Security deposit		
Considered Good	5.49	5.14
Advance recoverable in cash		
-Others	50.12	47.42
<b>Total</b>	<b>55.61</b>	<b>52.56</b>

**Note 14 : OTHER CURRENT ASSETS**

(Rupees in Lakhs)

Particulars	As at	As at
	31 March 2023	31 March 2022
(Unsecured considered good unless otherwise stated)		
Advance against goods, services and others		
- Holding Company	0.02	-
- Related Parties	123.05	90.05
- Others	1,514.33	1,464.48
	<b>1,637.40</b>	<b>1,554.53</b>
Balance With Government / Statutory Authorities	88.35	21.46
Prepaid Expenses	0.15	4.14
<b>Total</b>	<b>1,725.90</b>	<b>1,580.13</b>

**Note -14.1****Particulars in respect of advances to holding company & related parties :**

(Rupees in Lakhs)

Name of Company	As at	As at
	31 March 2023	31 March 2022
Omase Limited	0.02	-
Mangla Villas Private Limited (Entities with significant control)	90.05	90.05
Stronghold Properties Private Limited (Entities with significant control)	33.00	-
<b>Total</b>	<b>123.07</b>	<b>90.05</b>

**Note - 14.2****Movement in Provision for Doubtful Advances**

(Rupees in Lakhs)

Particulars	As at	As at
	31 March 2023	31 March 2022
Balance at the beginning of the year	-	4.30
Written off Out of Provisions	-	(4.30)
Balance at the end of the year	-	-



**Note 10.1 : Ageing of Trade Receivables as at March 31, 2023 is as follows:**

(Rupees in Lakhs)

Particular	Outstanding for the following periods from the due date of payment						Total
	Not Due	Less than 6 months	6 months - 1 year	1-2 years	2-3 years	More than 3 years	
Undisputed Trade Receivables-considered good	2,132.84	-	4.30	-	-	630.47	2,767.61
Undisputed Trade Receivables-which have significant increase in credit risk	-	-	-	-	-	-	-
Undisputed Trade Receivables-credit impaired	-	-	-	-	-	-	-
Disputed Trade Receivables-considered good	-	-	-	-	-	-	-
Disputed Trade Receivables-which have significant increase in credit risk	-	-	-	-	-	-	-
Disputed Trade Receivables-credit impaired	-	-	-	-	-	-	-
<b>Total</b>	<b>2,132.84</b>	<b>-</b>	<b>4.30</b>	<b>-</b>	<b>-</b>	<b>630.47</b>	<b>2,767.61</b>
Less: Allowance for doubtful trade receivables	-	-	-	-	-	-	-
<b>Total</b>	<b>2,132.84</b>	<b>-</b>	<b>4.30</b>	<b>-</b>	<b>-</b>	<b>630.47</b>	<b>2,767.61</b>

**Note 10.2 : Ageing of Trade Receivables as at March 31, 2022 is as follows:**

(Rupees in Lakhs)

Particular	Outstanding for the following periods from the due date of payment						Total
	Not Due	Less than 6 months	6 months - 1 year	1-2 years	2-3 years	More than 3 years	
Undisputed Trade Receivables-considered good	1,864.38	0.00	-	-	344.39	286.08	2,494.85
Undisputed Trade Receivables-which have significant increase in credit risk	-	-	-	-	-	-	-
Undisputed Trade Receivables-credit impaired	-	-	-	-	-	-	-
Disputed Trade Receivables-considered good	-	-	-	-	-	-	-
Disputed Trade Receivables-which have significant increase in credit risk	-	-	-	-	-	-	-
Disputed Trade Receivables-credit impaired	-	-	-	-	-	-	-
<b>Total</b>	<b>1,864.38</b>	<b>0.00</b>	<b>-</b>	<b>-</b>	<b>344.39</b>	<b>286.08</b>	<b>2,494.85</b>
Less: Allowance for doubtful trade receivables	-	-	-	-	-	-	-
<b>Total</b>	<b>1,864.38</b>	<b>0.00</b>	<b>-</b>	<b>-</b>	<b>344.39</b>	<b>286.08</b>	<b>2,494.85</b>

**Note 10.3 :** Trade Receivables are non -interest bearing and are generally on terms as per contract/agreement.

**Note 15 : EQUITY SHARE CAPITAL**

(Rupees in Lakhs)

Particulars	As at	As at
	31 March 2023	31 March 2022
<b>Authorised</b>		
50,000 (50,000) Equity Shares of Rs.10 Each	5.00	5.00
	<b>5.00</b>	<b>5.00</b>
<b>Issued, Subscribed &amp; Paid Up</b>		
50,000 (50,000) Equity Shares of Rs.10 Each fully paid up	5.00	5.00
<b>Total</b>	<b>5.00</b>	<b>5.00</b>

(figures in bracket represent those of the previous year)

**Note - 15.1****Reconciliation of the shares outstanding at the beginning and at the end of the year**

Particulars	As at		As at	
	Number of shares	Rupees in Lakhs	Number of shares	Rupees in Lakhs
<b>Equity Shares of Rs. 10 each fully paid up</b>				
Shares outstanding at the beginning of the year	50,000	5.00	50,000	5.00
Shares Issued during the year	-	-	-	-
Shares bought back during the year	-	-	-	-
Shares outstanding at the end of the year	<b>50,000</b>	<b>5.00</b>	<b>50,000</b>	<b>5.00</b>

**Note - 15.2****Terms/rights attached to shares****Equity**

The company has only one class of equity shares having a par value of Rs 10/-per share. Each holder of equity shares is entitled to one vote per share.If new equity shares, issued by the company shall be ranked pari-passu with the existing equity shares. The company declares and pays dividend in Indian rupees. The dividend proposed if any by the Board of Directors is subject to the approval of the shareholders in the ensuing Annual General Meeting. In the event of liquidation of the company, the holders of equity shares will be entitled to receive remaining assets of the company, after distribution of all preferential amounts, if any in proportion to the number of equity shares held by the share holders.

**Note - 15.3****Shares held by holding company and subsidiaries of holding Company in aggregate**

Name of Shareholder	As at		As at	
	Number of shares	Rupees in Lakhs	Number of shares	Rupees in Lakhs
<b>Equity Shares</b>				
<b>Holding Company</b>				
Omaxe Limited	25,500	2.55	25,500	2.55
<b>Fellow Subsidiary Companies</b>				
Shamba Developers Private Limited	13,000	1.30	13,000	1.30
Panchi Developers Private Limited	11,500	1.15	11,500	1.15

**Note - 15.4****Detail of shareholders holding more than 5% shares in capital of the company****Equity Shares**

Name of Shareholder	As at		As at	
	Number of shares	% of Holding	Number of shares	% of Holding
Omaxe Limited	25,500	51.00	25,500	51.00
Shamba Developers Private Limited	13,000	26.00	13,000	26.00
Panchi Developers Private Limited	11,500	23.00	11,500	23.00

**Note - 15.5**

The company has not allotted any fully paid up shares except as above pursuant to contract(s) without payment being received in cash.The company has neither allotted any fully paid up shares by way of bonus shares nor has bought back any class of shares during the period of five years immediately preceding the balance sheet date.

**Note - 15.6****Shareholding of promoters****Share held by promoter as at March 31, 2023**

(Rupees in Lakhs)

Promoter Name	As at 31 March, 2023		As at 31 March, 2022		% Change during the year
	Number of shares	% of Total Shares	Number of shares	% of Total Shares	
Omaxe Limited	25,500	51.00	25,500	51.00	-
Shamba Developers Private Limited	13,000	26.00	13,000	26.00	-
Panchi Developers Private Limited	11,500	23.00	11,500	23.00	-
Total	<b>50,000</b>	<b>100.00</b>	<b>50,000</b>	<b>100.00</b>	

**Share held by promoter as at March 31, 2022**

(Rupees in Lakhs)

Promoter Name	As at 31 March, 2022		As at 31 March, 2021		% Change during the year
	Number of shares	% of Total Shares	Number of shares	% of Total Shares	
Omaxe Limited	25,500	51.00	25,500	51.00	-
Shamba Developers Private Limited	13,000	26.00	13,000	26.00	-
Panchi Developers Private Limited	11,500	23.00	11,500	23.00	-
Total	<b>50,000</b>	<b>100.00</b>	<b>50,000</b>	<b>100.00</b>	



*[Handwritten signatures]*

**Note 16. OTHER EQUITY**

(Rupees in Lakhs)

Particulars	As at	As at
	31 March, 2023	31 March, 2022
<b>Reserve and Surplus</b>		
Retained earnings	336.84	402.86
<b>Other Comprehensive Income</b>		
Remeasurement of defined benefit obligation	(2.00)	(0.17)
<b>Total</b>	<b>334.84</b>	<b>402.69</b>

**Note 16.1 Movement of other equity is as follows:**

(Rupees in Lakhs)

Particulars	As at	As at
	31 March, 2023	31 March, 2022
<b>Retained earnings</b>		
As per last balance sheet	402.86	70.33
Add Profit/(Loss) for the year	(66.02)	332.53
	<b>336.84</b>	<b>402.86</b>
<b>Remeasurement of defined benefit obligation</b>		
As per last balance sheet	(0.17)	(3.20)
Add Current year transfer	(1.83)	3.03
	<b>(2.00)</b>	<b>(0.17)</b>
<b>Total</b>	<b>334.84</b>	<b>402.69</b>

**Note 16.2 Nature and purpose of reserves****(a) Retained Earnings**

Represents surplus in statement of Profit and Loss accumulated upto the end of financial year.

**(b) Other Comprehensive Income**

Represent actuarial gain or loss on account of remeasurements of the net defined benefit plans.

**Note 17 : BORROWINGS-NON CURRENT**

(Rupees in Lakhs)

Particulars	As at	As at
	31 March 2023	31 March 2022
<b>Secured</b>		
<b>Term Loans</b>		
Banks	-	3,780.66
<b>Total</b>	<b>-</b>	<b>3,780.66</b>

**Note - 17.1****Nature of security of long term borrowings are as under:**

(Rupees in Lakhs)

Particulars	Amount Outstanding		Current Maturities	
	As at	As at	As at	As at
	31 March 2023	31 March 2022	31 March 2023	31 March 2022
<b>Secured</b>				
Term loan from banks are secured by equitable mortgage of project properties of the company/subsidiaries/ other companies and charge on receivable, material at site and work in progress as applicable. These loans are further secured by pledge of share held by promoter companies and personal guarantee of director(s) of the company and secured by corporate guarantee of Subsidiary/associates/ promoters/other companies	2,132.04	7,319.45	2,132.04	3,538.79
Interest accrued and due on borrowing	-	73.63	-	73.63
<b>Total</b>	<b>2,132.04</b>	<b>7,393.08</b>	<b>2,132.04</b>	<b>3,612.42</b>
Less Current maturities of long term borrowings (refer note 20)	<b>2,132.04</b>	<b>3,612.42</b>	<b>-</b>	<b>-</b>
	<b>-</b>	<b>3,780.66</b>	<b>2,132.04</b>	<b>3,612.42</b>

**Note - 17.2****The year wise repayment schedule of long term borrowings :**

(Rupees In Lakhs)

Particulars	Outstanding as at 31 March 2023	Year wise repayment schedule		
		within 1 year	1 -2 year	2 -3 years
<b>Secured</b>				
<b>Term loans</b>				
Bank loan	2,132.04	2,132.04	-	-
<b>Total Long Term Borrowings</b>	<b>2,132.04</b>	<b>2,132.04</b>	<b>-</b>	<b>-</b>



*(Handwritten signatures)*

**Note 18 : NON CURRENT OTHER FINANCIAL LIABILITIES**

(Rupees in Lakhs)

Particulars	As at	As at
	31 March 2023	31 March 2022
Rebates Payable To Customers	13.38	22.25
<b>Total</b>	<b>13.38</b>	<b>22.25</b>

**Note 19 : PROVISIONS-NON CURRENT**

(Rupees in Lakhs)

Particulars	As at	As at
	31 March 2023	31 March 2022
Leave Encashment	9.00	6.51
Gratuity	32.73	23.33
<b>Total</b>	<b>41.73</b>	<b>29.84</b>

**Note 20 : BORROWING-CURRENT**

(Rupees in Lakhs)

Particulars	As at	As at
	31 March 2023	31 March 2022
<b>Unsecured</b>		
Inter corporate loans from holding company	33,962.44	35,632.56
Current Maturities of Long Term Borrowings (refer note no. 17.1)	2,132.04	3,612.42
<b>Total</b>	<b>36,094.48</b>	<b>39,244.98</b>

**Note 21 : CURRENT TRADE PAYABLES**

(Rupees in Lakhs)

Particulars	As at	As at
	31 March 2023	31 March 2022
<b>Total outstanding dues of micro enterprises and small enterprises :</b>	24.42	6.70
<b>Total (A)</b>	<b>24.42</b>	<b>6.70</b>
<b>Total outstanding dues of creditor other than micro enterprises and small enterprises</b>		
Other Trade Payables		
- Fellow Subsidiary Companies	-	3.33
- Others	2,064.45	1,991.54
<b>Total(B)</b>	<b>2,064.45</b>	<b>1,994.87</b>
<b>Total(A+B)</b>	<b>2,088.87</b>	<b>2,001.57</b>

**Note - 21.1**

The information as required to be disclosed under The Micro, Small and Medium Enterprises Development Act, 2006 ("the Act") has been determined to the extent such parties have been identified by the company, on the basis of information and records available.

(Rupees in Lakhs)

Particulars	As at	As at
	31 March 2023	31 March 2022
The principal amount remaining unpaid to any supplier as at the end of each accounting year	24.42	6.70
The Interest due thereon remaining unpaid to supplier as at the end of each accounting year	3.40	0.30
The amount of interest paid by the buyer in terms of section 16, along with the amounts of the payment made to the supplier beyond the appointed day during each accounting year	26.50	71.08
The amount of interest due and payable for the period of delay in making payment (which have been paid but beyond the appointed date during the year) but without adding the interest specified under MSMED Act.2006	0.80	3.81
The amount of interest accrued and remaining unpaid at the end of each accounting year, and	5.65	6.23
The amount of further interest remaining due and payable even in the succeeding years, until such date when the interest dues as above are actually paid to the small enterprise, for the purpose of disallowance as a deductible expenditure under section 23	(0.59)	0.66



*[Handwritten signature]*

*[Handwritten signature]*

**Note - 21.2****Ageing of Trade Payables Outstanding as at 31st March, 2023 is as follows:**

(Rupees in Lakhs)

Particulars	Outstanding for following periods from due date of payments					Total
	Not Due	Less than 1 year	1-2 years	2-3 years	More than 3 years	
MSME	0.07	18.98	4.11	-	1.26	24.42
Other	295.81	740.97	89.13	127.35	811.19	2,064.45
Disputed dues-MSME	-	-	-	-	-	-
Disputed dues-Others	-	-	-	-	-	-
<b>Total</b>	<b>295.88</b>	<b>759.95</b>	<b>93.24</b>	<b>127.35</b>	<b>812.45</b>	<b>2,088.87</b>

**Ageing of Trade Payables Outstanding as at 31st March, 2022 is as follows:**

(Rupees in Lakhs)

Particulars	Outstanding for following periods from due date of payments					Total
	Not Due	Less than 1 year	1-2 years	2-3 years	More than 3 years	
MSME	0.00	6.70	-	-	-	6.70
Other	191.76	392.39	184.91	180.51	1,045.30	1,994.87
Disputed dues-MSME	-	-	-	-	-	-
Disputed dues-Others	-	-	-	-	-	-
<b>Total</b>	<b>191.76</b>	<b>399.09</b>	<b>184.91</b>	<b>180.51</b>	<b>1,045.30</b>	<b>2,001.57</b>

**Note 22 : CURRENT OTHER FINANCIAL LIABILITIES**

(Rupees in Lakhs)

Particulars	As at	As at
	31 March 2023	31 March 2022
Security Deposit Received	164.08	133.21
Employees Payable	23.16	33.48
Interest on Trade Payables	5.65	6.23
Others	1.02	1.05
<b>Total</b>	<b>193.91</b>	<b>173.97</b>

**Note 23 : OTHER CURRENT LIABILITIES**

(Rupees in Lakhs)

Particulars	As at	As at
	31 March 2023	31 March 2022
Statutory Dues Payable	30.92	14.25
Advance from customers and others :		
From Holding company	253.60	257.22
From Fellow Subsidiary Companies	26,997.74	21,840.50
From Others	38,779.66	33,892.65
<b>Total</b>	<b>66,061.92</b>	<b>56,004.62</b>

**Note 24: PROVISIONS-CURRENT**

(Rupees in Lakhs)

Particulars	As at	As at
	31 March 2023	31 March 2022
Leave Encashment	0.18	0.14
Gratuity	0.62	0.43
<b>Total</b>	<b>0.80</b>	<b>0.57</b>

**Note 25: CURRENT TAX LIABILITIES**

(Rupees in Lakhs)

Particulars	As at	As at
	31 March 2023	31 March 2022
Current Tax Liabilities	-	76.08
<b>Total</b>	<b>-</b>	<b>76.08</b>



*[Handwritten signature]*

*[Handwritten signature]*

**Note 26 : REVENUE FROM OPERATIONS**

(Rupees in Lakhs)

Particulars	Year Ended	Year Ended
	31 March 2023	31 March 2022
Income From Real Estate Projects	892.01	1,641.73
Income From Trading goods	24.53	19.25
Other Operating Income	25.99	34.90
<b>Total</b>	<b>942.53</b>	<b>1,695.88</b>

**Note 26.1. Timing of revenue recognition**

Revenue recognition at a point of time	610.36	1,054.15
Revenue recognition over period of time	332.17	641.73
	<b>942.53</b>	<b>1,695.88</b>

**Note 26.2. Disaggregation of revenue is as below:-**

(Rupees in Lakhs)

Nature of Revenue	Year Ended 31 March 2023			Year Ended 31 March 2022		
	Operating Revenue	Other Operating Revenue	Total	Operating Revenue	Other Operating Revenue	Total
Real Estate Projects	892.01	5.74	897.75	1,641.73	-	1,641.73
Trading	24.53	-	24.53	19.25	-	19.25
Others	-	20.25	20.25	-	34.90	34.90
<b>Total</b>	<b>916.54</b>	<b>25.99</b>	<b>942.53</b>	<b>1,660.98</b>	<b>34.90</b>	<b>1,695.88</b>

**Note 26.3** While disclosing the aggregate amount of transaction price yet to be recognised as revenue towards unsatisfied (or partially satisfied) performance obligations, the Group has applied the practical expedient in Ind AS 115. The aggregate value of transaction price allocated to unsatisfied (or partially satisfied) performance obligations is 65,874.94 Lakhs ( previous year Rs. 39486.78 Lakhs ) which is expected to be recognised as revenue in the subsequent years, however revenue to be recognised in next one year is not ascertainable due to nature of industry in which company is operating.

**Note 26.4 . Advance against unsatisfied (or partially satisfied performance obligations):**

(Rupees in Lakhs)

Particulars	Year Ended	Year Ended
	31 March 2023	31 March 2022
Advances at beginning of the year	55,990.37	28,431.76
Add: Advances received/re group during the year (net)	10,983.16	29,254.49
Less: Revenue recognised during the year	942.53	1,695.88
<b>Advances at the end of the year</b>	<b>66,031.00</b>	<b>55,990.37</b>

**Note 26.5 .Reconciliation of revenue recognised with the contracted price is as follows:**

(Rupees in Lakhs)

Particulars	Year Ended	Year Ended
	31 March 2023	31 March 2022
Contracted price	942.68	1,695.88
Reduction towards variable consideration components	0.15	-
<b>Revenue recognized</b>	<b>942.53</b>	<b>1,695.88</b>

**Note 27 : OTHER INCOME**

(Rupees in Lakhs)

Particulars	Year Ended	Year Ended
	31 March 2023	31 March 2022
Interest Income on		
Bank Deposits	0.27	0.26
Others	0.09	106.21
Profit on sale of property, plant & equipment	2.80	12.07
Gain on financial assets/liabilities carried at amortised cost	-	4.34
Liabilities no longer required written back	14.23	1.14
Miscellaneous Income	0.20	0.80
<b>Total</b>	<b>17.59</b>	<b>124.82</b>

**Note 28 : COST OF LAND, MATERIAL CONSUMED, CONSTRUCTION & OTHER RELATED PROJECT COST**

(Rupees in Lakhs)

Particulars	Year Ended	Year Ended
	31 March 2023	31 March 2022
<b>Inventory at the Beginning of The Year</b>		
Building Materials and Consumables	198.09	223.98
Land	1,083.51	1,083.51
	<b>1,281.60</b>	<b>1,307.49</b>
<b>Add: Incurred During The Year</b>		
Land, Development and Other Rights	(1,068.37)	239.68
Building Materials	1,115.46	875.96
Construction Cost	1,459.66	571.31
Employee Cost	264.51	174.81
Rates and taxes	236.26	166.47
Administration Expenses	203.45	46.22
Depreciation	17.92	19.80
Power & Fuel and Other Electrical Cost	308.87	65.51
Repairs & Maintenance-Plant & Machinery	1.76	1.14
Finance Cost	551.71	1,216.20
	<b>3,091.23</b>	<b>3,377.10</b>
<b>Less: Inventory at the End of The Year</b>		
Building Materials and Consumables	232.10	198.09
Land	1,083.51	1,083.51
	<b>1,315.61</b>	<b>1,281.60</b>
<b>Total</b>	<b>3,057.22</b>	<b>3,402.99</b>



*[Handwritten signatures and initials]*



**Note 29 : CHANGES IN INVENTORIES OF PROJECT IN PROGRESS**

(Rupees in Lakhs)

Particulars	Year Ended	Year Ended
	31 March 2023	31 March 2022
<b>Inventory at the Beginning of the Year</b>		
Projects In Progress	95,303.16	93,149.61
	<b>95,303.16</b>	<b>93,149.61</b>
<b>Inventory at the End of the Year</b>		
Completed real estate projects	3,812.02	-
Projects In Progress	93,811.10	95,303.16
	<b>97,623.12</b>	<b>95,303.16</b>
<b>Changes In Inventory</b>	<b>(2,319.96)</b>	<b>(2,153.55)</b>

**Note 30 : EMPLOYEE BENEFITS EXPENSE**

(Rupees in Lakhs)

Particulars	Year Ended	Year Ended
	31 March 2023	31 March 2022
Salaries, Wages, Allowances And Bonus (Including Managerial Remuneration)	267.35	180.07
Contribution To Provident And Other Funds	3.77	2.52
Staff Welfare Expenses	10.83	1.40
	<b>281.95</b>	<b>183.99</b>
Less: Allocated to Projects	264.51	174.81
<b>Total</b>	<b>17.44</b>	<b>9.18</b>

**Note 31 : FINANCE COST**

(Rupees in Lakhs)

Particulars	Year Ended	Year Ended
	31 March 2023	31 March 2022
Interest On		
-Term Loans	516.83	1,146.17
-Others	33.55	71.11
-Lease Liability	-	0.30
Finance charge on compound financial instruments	-	4.83
Bank Charges	(1.48)	1.16
	<b>548.90</b>	<b>1,223.57</b>
Less: Allocated to Projects	551.71	1,216.20
<b>Total</b>	<b>(2.81)</b>	<b>7.37</b>

**Note 32 : DEPRECIATION AND AMORTIZATION EXPENSES**

(Rupees in Lakhs)

Particulars	Year Ended	Year Ended
	31 March 2023	31 March 2022
Depreciation on property, plant & equipment	41.23	28.92
Amortization on Intangible Assets	0.40	-
Depreciation on right of use	-	7.27
<b>Total</b>	<b>41.63</b>	<b>36.19</b>
Less: Allocated to Projects	17.92	19.80
<b>Total</b>	<b>23.71</b>	<b>16.39</b>

**Note 33 : OTHER EXPENSES**

(Rupees in Lakhs)

Particulars	Year Ended	Year Ended
	31 March 2023	31 March 2022
<b>Administrative Expenses</b>		
Short Term Lease	38.49	28.34
Rates And Taxes	2.06	7.19
Insurance	0.19	0.22
Repairs And Maintenance- Others	3.48	2.34
Royalty	1.00	-
Vehicle Running And Maintenance	15.12	2.71
Travelling And Conveyance	31.58	3.50
Legal And Professional Charges	117.09	28.34
Printing And Stationery	5.75	3.25
Postage, Telephone & Courier	17.96	8.12
Auditors' Remuneration	0.94	0.92
Corporate Social Responsibility expenses	-	0.09
Bad Debts & Advances Written Off	0.18	0.51
Provision for doubtful debts, deposits and advances	-	(4.30)
Miscellaneous Expenses	68.11	1.15
	<b>301.95</b>	<b>82.38</b>
Less: Allocated to Projects	203.45	46.22
	<b>98.50</b>	<b>36.16</b>
<b>Selling Expenses</b>		
Business Promotion	5.67	13.27
Commission	155.41	15.24
Advertisement And Publicity	7.98	21.38
	<b>169.06</b>	<b>49.89</b>
Less: Allocated to Projects	-	-
	<b>169.06</b>	<b>49.89</b>
<b>Total</b>	<b>267.56</b>	<b>86.05</b>



*[Handwritten signature]*

*[Handwritten signature]*

**Note 34 : INCOME TAX**

(Rupees in Lakhs)

Particulars	Year Ended	Year Ended
	31 March 2023	31 March 2022
<b>Tax expense comprises of:</b>		
Current income tax	-	76.17
Current tax of earlier years tax adjustments (net)	3.87	-
Deferred tax	(20.89)	43.57
	<b>(17.02)</b>	<b>119.74</b>

The major components of income tax expense and the reconciliation of expected tax expense based on the domestic effective tax rate of the Company at 25.168% and the reported tax expense in statement of profit and loss are as follows:

Particulars	Year Ended	Year Ended
	31 March 2023	31 March 2022
Accounting profit/(loss) before tax	(83.04)	452.27
Applicable tax rate	25.168%	25.168%
Computed tax expense	(20.90)	113.83
<b>Tax effect of :</b>		
Tax impact of disallowable expenses(net)	4.36	(1.70)
Tax adjustment on account of adjustment of brought forward losses and others	16.54	(35.96)
<b>Current Tax (A)</b>	-	<b>76.17</b>
<b>Earlier year tax adjustment (B)</b>	<b>3.87</b>	-
<b>Deferred Tax Provisions</b>		
Decrease/(Increase) in deferred tax assets on account of provisions, losses and others	(20.89)	43.57
<b>Total Deferred Tax Provisions (C)</b>	<b>(20.89)</b>	<b>43.57</b>
<b>Tax Expenses recognised in statement of Profit &amp; Loss(A+B+C)</b>	<b>(17.02)</b>	<b>119.74</b>
<b>Effective Tax Rate</b>	<b>20.49%</b>	<b>26.48%</b>

**Note 35 : EARNINGS PER SHARE**

Particulars	Year Ended	Year Ended
	31 March 2023	31 March 2022
Profit/(Loss) attributable to equity shareholders (Rupees in Lakhs)	(66.02)	332.53
Weighted average number of equity shares	50,000	50,000
Nominal value per share	10.00	10.00
<b>Earnings per equity share</b>		
Basic (In Rupees)	(132.04)	665.06
Diluted (In Rupees)	(132.04)	665.06

**Note 36 : CONTINGENT LIABILITIES AND COMMITMENTS**

(Rupees in Lakhs)

	Particulars	As at	As at
		31 March 2023	31 March 2022
I	Claims against the Group not acknowledged as debts (to the extent quantifiable)	155.65	7.56
II	Bank guarantees		
	In respect of the Company	2.00	2.00
	Given by holding company namely Omaxe Limited on behalf of the Company	3.00	3.00
III	Disputed tax amounts		
	Income tax (Net of Provision)	291.62	291.62
IV	The Company may be contingently liable to pay damages / interest in the process of execution of real estate projects and for specific non-performance of certain agreements, the amount of which cannot presently be ascertained	Amount unascertainable	Amount unascertainable

**Note 37 :** Some of the balances of trade receivable, trade payable, loan/ advances given and other financial and non financial assets and liabilities are subject to reconciliation and confirmation from respective parties. The balance of said trade receivable, trade payable, loan/ advances given and other financial and non financial assets and liabilities are taken as shown by the books of accounts. The ultimate outcome of such reconciliation and confirmation cannot presently be determined, therefore, no provision for any liability that may result out of such reconciliation and confirmation has been made in the financial statement, the financial impact of which is unascertainable due to the reasons as above stated.



*[Handwritten signature]*

*[Handwritten signature]*

**Note 38: CORPORATE SOCIAL RESPONSIBILITY (CSR)**

The details of expenditure incurred on CSR are as under

(Rupees in Lakhs)

S. No	Particulars	Year Ended 31 March 2023	Year Ended 31 March 2022
a.	The Gross amount required to be spent by the Company during the year as per section 135 of Companies Act 2013 read with Schedule VII	-	-
b.	Amount spent during the year on : i) Construction/acquisition of any assets ii) On Purpose other than (i) above	-	-
c.	Unspent Amount in CSR	-	0.09
d.	The breakup of expenses included in amount spent are as under <b>Particulars</b> Environment sustainability and ecological balance	-	0.09

**Note 38.1**

There are no unspent amounts requiring transfer to a fund specified in Schedule VII of Companies Act, 2013 within a period of six months of expiry of financial year in compliance with second proviso to Section 135 (5) of Companies Act, 2013.

**Note 38.2**

In accordance with Circular No. 14/2021 date 25th August, 2021 in respect of Section 135 of Companies Act, the excess amount of CSR expenditure incurred by the Company during the Financial year are to be set off against the required 2% CSR expenditure up to immediately succeeding three financial years subject to compliance of conditions as stipulated under rule 7(3) of Companies (CSR Policy) Rule, 2014.

Details of excess CSR expenditure under Section 135(5) of the Act

(Rupees in Lakhs)

Balance excess spent as at 1 April 2022	Amount required to be spent during the year	Amount spent during the year	Balance as at 31 March 2023	Available for set off till Financial Year 2024-25
0.09	-	-	0.09	0.09

(Rupees in Lakhs)

Balance excess spent as at 1 April 2021	Amount required to be spent during the year	Amount spent during the year	Balance as at 31 March 2022	Available for set off till Financial Year 2024-25
-	-	0.09	0.09	0.09



*[Handwritten signature]*

**Note 39.** Lease Contracts entered by the company majorly pertains to building taken on lease to conduct the business activities in ordinary course.

The details of right of use asset held by the Company is as follows:

(Rupees in Lakhs)				
Particulars	Addition for the year ended 31 March 2023	Net Carrying amount as at 31 March 2023	Addition for the year ended 31 March 2022	Net Carrying amount as at 31 March 2022
Building	-	-	-	-

The following are the amounts recognized in statement of profit and loss:

(Rupees in Lakhs)		
Particulars	As at 31 March 2023	As at 31 March 2022
Depreciation on Right to use Asset	-	7.27
Interest on Lease Liability	-	0.30
<b>Total</b>	-	<b>7.57</b>

The following is movement in Lease Liability during the year ended 31<sup>st</sup> March, 2023

(Rupees in Lakhs)		
Particulars	Year Ended 31 March 2023	Year Ended 31 March 2022
Balance at the beginning of the year	-	8.90
Addition during the year	-	-
Finance cost accrued during the year	-	0.30
Payment of lease liability	-	(9.20)
<b>Balance at the end of the year</b>	-	-

The following is breakup of Current and Non-Current Lease Liability as at 31<sup>st</sup> March, 2023

(Rupees in Lakhs)		
Particulars	As at 31 March 2023	As at 31 March 2022
Current lease liability	-	-
Non-Current lease liability	-	-
<b>Total</b>	-	-

The table below provides details regarding the Contractual Maturities of Lease Liability as at 31<sup>st</sup> March, 2023 on an

(Rupees in Lakhs)		
Particulars	As at 31 March 2023	As at 31 March 2022
Less than one year	-	-
One to five year	-	-
More than five year	-	-

The Company do not foresee Liquidity Risk with regard to its Lease Liabilities as the Current Assets are Sufficient to meet the obligation related to Lease Liability as and when they fall.

**Note 40.** Short Term Lease Payment debited to Statement of Profit and Loss Account Rs. 38.49 Lakhs (Previous year Rs. 28.34 Lakhs) pertaining to short term lease arrangement for a period of less than one year.

**Note 41 : AUDITOR'S REMUNERATION**

(Rupees in Lakhs)		
Particulars	As at 31 March 2023	As at 31 March 2022
Audit fees	0.86	0.85
Certification Charges	0.08	0.07
<b>Total</b>	<b>0.94</b>	<b>0.92</b>

**Note 42 : SEGMENT INFORMATION**

In line with the provisions of Ind AS 108 - Operating Segments and on the basis of review of operations being done by the management of the Company, the operations of the Company falls under real estate business, which is considered to be the only reportable segment by management.

(Rupees in Lakhs)		
Particulars	Year Ended 31 March 2023	Year Ended 31 March 2022
Within India	942.53	1,695.88
Outside India	-	-
<b>Total</b>	<b>942.53</b>	<b>1,695.88</b>

None of the non- current assets are held outside India.

No single customer represents 10% or more of Company 's total revenue for the year ended 31st March,2023 ( 31st March,2022)



*[Handwritten signature]*

*[Handwritten signature]*

**Note 43 : EMPLOYEE BENEFIT OBLIGATIONS****1) Post-Employment Obligations - Gratuity**

The Company provides gratuity for employees in India as per the Payment of Gratuity Act, 1972. Employees who are in continuous service for a period of 5 years are eligible for gratuity. The amount of gratuity payable on retirement/termination is the employees' last drawn basic salary per month computed proportionately for 15 days salary multiplied by the number of years of service. For the funded plan the Company makes contributions to recognised funds in India. The Company does not fully fund the liability and maintains a target level of funding to be maintained over a period of time based on estimations of expected gratuity payments.

The amounts recognised in the Statement of Financial Position and the movements in the net defined benefit obligation over the year are as follows:

(Rupees in Lakhs)		
<b>a. Reconciliation of present value of defined benefit obligation and the fair value of plan assets</b>	<b>As at 31 March 2023</b>	<b>As at 31 March 2022</b>
Present value obligation as at the end of the year	33.35	23.76
Fair value of plan assets as at the end of the year	-	-
<b>Net liability (asset) recognized in balance sheet</b>	<b>33.35</b>	<b>23.76</b>
(Rupees in Lakhs)		
<b>b. Bifurcation of PBO at the end of year in current and non-current</b>	<b>As at 31 March 2023</b>	<b>As at 31 March 2022</b>
Current liability	0.62	0.43
Non-current liability	32.73	23.33
<b>Total</b>	<b>33.35</b>	<b>23.76</b>
(Rupees in Lakhs)		
<b>c. Expected contribution for the next annual reporting period</b>	<b>As at 31 March 2023</b>	<b>As at 31 March 2022</b>
Service Cost	5.67	4.12
Net Interest Cost	2.45	1.71
<b>Total</b>	<b>8.12</b>	<b>5.83</b>
(Rupees in Lakhs)		
<b>d. Changes in defined benefit obligation</b>	<b>As at 31 March 2023</b>	<b>As at 31 March 2022</b>
Present value obligation as at the beginning of the year	23.76	22.99
Interest cost	1.71	1.56
Service cost	4.67	3.26
Benefits paid	-	-
Actuarial loss/(gain) on obligations	3.21	(4.05)
<b>Present value obligation as at the end of the year</b>	<b>33.35</b>	<b>23.76</b>
(Rupees in Lakhs)		
<b>e. Amount recognized in the statement of profit and loss</b>	<b>Year Ended 31 March 2023</b>	<b>Year Ended 31 March 2022</b>
Current service cost	4.67	3.26
Net Interest cost	1.71	1.56
<b>Amount recognised in the statement of profit and loss</b>	<b>6.38</b>	<b>4.82</b>
(Rupees in Lakhs)		
<b>f. Other Comprehensive Income</b>	<b>Year Ended 31 March 2023</b>	<b>Year Ended 31 March 2022</b>
Net cumulative unrecognized actuarial gain/(loss) opening	(0.26)	(4.31)
Actuarial gain/(loss) on PBO	(3.21)	4.05
Actuarial gain/(loss) for the year on Asset	-	-
<b>Unrecognised actuarial gain/(loss) at the end of the year</b>	<b>(3.47)</b>	<b>(0.26)</b>
(Rupees in Lakhs)		
<b>g. Economic Assumptions</b>	<b>As at 31 March 2023</b>	<b>As at 31 March 2022</b>
Discount rate	7.36%	7.18%
Future salary increase	6.00%	6.00%



*[Handwritten signatures]*

h. Demographic Assumptions	As at 31 March 2023	As at 31 March 2022
Retirement Age (Years)	58	58
Mortality rates inclusive of provision for disability	100% of IALM (2012-14)	100% of IALM (2012-14)
Ages	Withdrawal Rate	Withdrawal Rate
Up to 30 Years	(%) 3.00	(%) 3.00
From 31 to 44 Years	2.00	2.00
Above 44 Years	1.00	1.00

(Rupees in Lakhs)

i. Sensitivity analysis for gratuity liability	As at 31 March 2023	As at 31 March 2022
<b>Impact of the change in discount rate</b>		
Present value of obligation at the end of the year	33.35	23.76
a) Impact due to increase of 0.50 %	(1.82)	(1.44)
b) Impact due to decrease of 0.50 %	1.96	1.57

(Rupees in Lakhs)

j. Impact of the change in salary increase	As at 31 March 2023	As at 31 March 2022
Present value of obligation at the end of the year	33.35	23.76
a) Impact due to increase of 0.50%	1.98	1.58
b) Impact due to decrease of 0.50 %	(1.85)	(1.47)

(Rupees in Lakhs)

k. Maturity Profile of Defined Benefit Obligation	As at 31 March 2023	As at 31 March 2022
Year		
0 to 1 year	0.62	0.43
1 to 2 year	0.52	0.40
2 to 3 year	0.49	0.41
3 to 4 year	0.52	0.38
4 to 5 year	0.72	0.38
5 to 6 year	2.56	0.47
6 years onwards	27.92	21.29

l. The major categories of plan assets are as follows: (As Percentage of total Plan Assets)	As at 31 March 2023	As at 31 March 2022
Funds Managed by Insurer	-	-

## 2) Leave Encashment

Provision for leave encashment in respect of unavailed leaves standing to the credit of employees is made on actuarial basis. The Company does not maintain any fund to pay for leave encashment.

## 3) Defined Contribution Plans

The Company also has defined contribution plan i.e. contributions to provident fund in India for employees. The Company makes contribution to statutory fund in accordance with Employees Provident Fund and Misc. Provision Act, 1952. This is post employment benefit and is in the nature of defined contribution plan. The contributions are made to registered provident fund administered by the government. The provident fund contribution charged to statement of profit & loss for the year ended 31 March, 2023 amount to Rs. 3.59 Lakhs (PY Rs.2.13 Lakhs).



*[Handwritten signature]*

**Note 44 : FAIR VALUE MEASUREMENTS**

**(i) Financial Assets and liabilities by category**

(Rupees in Lakhs)

Particulars	Note	As at 31 March 2023	As at 31 March 2022
<b>Financial Assets</b>			
<b>Non Current</b>			
Other financial Assets	5	274.55	264.08
<b>At Amortised Cost</b>			
<b>Current</b>			
Trade Receivables	10	2,767.61	2,494.85
Cash & Cash Equivalents	11	842.37	598.55
Other Bank Balances	12	2.56	-
Other Financial Assets	13	55.61	52.56
<b>Total Financial Assets</b>		<b>3,942.70</b>	<b>3,410.04</b>
<b>Financial Liabilities</b>			
<b>At Amortised Cost</b>			
<b>Non-current Liabilities</b>			
Borrowings	17	-	3,780.66
Other Financial Liabilities	18	13.38	22.25
<b>Current Liabilities</b>			
Borrowings	20	36,094.48	39,244.98
Trade Payables	21	2,088.87	2,001.57
Other Financial Liabilities	22	193.91	173.97
<b>Total Financial Liabilities</b>		<b>38,390.64</b>	<b>45,223.43</b>

**(ii) Fair value of financial assets and liabilities measured at amortised cost**

(Rupees in Lakhs)

Particulars	As at 31 March 2023		As at 31 March 2022	
	Carrying Amount	Fair Value	Carrying Amount	Fair Value
<b>Financial Assets</b>				
<b>Non Current</b>				
Other financial Assets	274.55	274.55	264.08	264.08
<b>Current</b>				
Trade Receivables	2,767.61	2,767.61	2,494.85	2,494.85
Cash & Cash Equivalents	842.37	842.37	598.55	598.55
Other Bank Balances	2.56	2.56	-	-
Other Financial Assets	55.61	55.61	52.56	52.56
<b>Total Financial Assets</b>	<b>3,942.70</b>	<b>3,942.70</b>	<b>3,410.04</b>	<b>3,410.04</b>
<b>Financial Liabilities</b>				
<b>Non-current liabilities</b>				
Borrowings	-	-	3,780.66	3,780.66
Other Financial Liabilities	13.38	13.38	22.25	22.25
<b>Current Liabilities</b>				
Borrowings	36,094.48	36,094.48	39,244.98	39,244.98
Trade Payables	2,088.87	2,088.87	2,001.57	2,001.57
Other Financial Liabilities	193.91	193.91	173.97	173.97
<b>Total Financial Liabilities</b>	<b>38,390.64</b>	<b>38,390.64</b>	<b>45,223.43</b>	<b>45,223.43</b>

For short term financial assets and liabilities carried at amortized cost, the carrying value is reasonable approximation of fair value.



*[Handwritten signature]*

**Note 45 : RISK MANAGEMENT**

The group's activities expose it to market risk, liquidity risk and credit risk. The management has the overall responsibility for the establishment and oversight of the group's risk management framework. This note explains the sources of risk which the entity is exposed to and how the entity manages the risk and the related impact in the financial statements.

**Credit risk**

Credit risk is the risk that a counterparty fails to discharge its obligation to the group. The group's exposure to credit risk is influenced mainly by cash and cash equivalents, trade receivables and financial assets measured at amortised cost. The group continuously monitors defaults of customers and other counterparties and incorporates this information into its credit risk controls.

**Credit risk management**

Credit risk rating

The group assesses and manages credit risk of financial assets based on following categories arrived on the basis of assumptions, inputs and factors specific to the class of financial assets.

A: Low credit risk on financial reporting date

B: Moderate credit risk

C: High credit risk

The group provides for expected credit loss based on the following:

Credit risk	Basis of categorisation	Provision for expected credit loss
Low credit risk	Cash and cash equivalents and other bank balances	12 month expected credit loss
Moderate credit risk	Trade receivables and other financial assets	Life time expected credit loss or 12 month expected credit loss

Based on business environment in which the group operates, a default on a financial asset is considered when the counter party fails to make payments within the agreed time period as per contract. Loss rates reflecting defaults are based on actual credit loss experience and considering differences between current and historical economic conditions.

Assets are written off when there is no reasonable expectation of recovery, such as a debtor declaring bankruptcy or a litigation decided against the group. The group continues to engage with parties whose balances are written off and attempts to enforce repayment. Recoveries made are recognised in the statement of profit and loss.

(Rupees in Lakhs)

Credit rating	Particulars	As at 31 March 2023	As at 31 March 2022
A: Low credit risk	Cash and cash equivalents and other bank balances	846.20	602.10
B: Moderate credit risk	Trade receivables and other financial assets	3,096.50	2,807.94

**Liquidity risk**

Liquidity risk is the risk that the Company will encounter difficulty in meeting the obligations associated with its financial liabilities that are settled by delivering cash or another financial asset. The Company's approach to managing liquidity is to ensure as far as possible, that it will have sufficient liquidity to meet its liabilities when they are due.

Management monitors rolling forecasts of the liquidity position and cash and cash equivalents on the basis of expected cash flows. The Company takes into account the liquidity of the market in which the entity operates.

**Maturities of financial liabilities**

The tables below analyse the financial liabilities into relevant maturity pattern based on their contractual maturities.

(Rupees in Lakhs)

Particulars	Less than 1 year	1 - 2 years	2 - 3 years	3 - 6 years	More than 6 years	Total	Carrying Amount
<b>As at 31 March 2023</b>							
Long Term Borrowings	2,323.52	-	-	-	-	2,323.52	2,132.04
Short Term Borrowings	33,962.44	-	-	-	-	33,962.44	33,962.44
Trade Payables	2,088.87	-	-	-	-	2,088.87	2,088.87
Other Financial Liabilities	193.91	-	-	13.38	-	207.29	207.29
<b>Total</b>	<b>38,568.74</b>	<b>-</b>	<b>-</b>	<b>13.38</b>	<b>-</b>	<b>38,582.12</b>	<b>38,390.64</b>
<b>As at 31 March 2022</b>							
Long Term Borrowings	3,811.83	3,806.38	-	-	-	7,618.21	7,393.08
Short Term Borrowings	35,632.56	-	-	-	-	35,632.56	35,632.56
Trade Payables	2,001.57	-	-	-	-	2,001.57	2,001.57
Other Financial Liabilities	173.97	-	-	22.25	-	196.22	196.22
<b>Total</b>	<b>41,619.93</b>	<b>3,806.38</b>	<b>-</b>	<b>22.25</b>	<b>-</b>	<b>45,448.56</b>	<b>45,223.43</b>



*[Handwritten signature]*

*[Handwritten signature]*



**Market risk**  
**Interest Rate risk**

The group's policy is to minimise interest rate cash flow risk exposures on long-term financing. At 31 March the group is exposed to changes in market interest rates through bank borrowings at variable interest rates. Other borrowings are at fixed interest rates.

Group's exposure to interest rate risk on borrowings is as follows :

Particulars	(Rupees in Lakhs)	
	As at 31 March 2023	As at 31 March 2022
Variable rate	2,323.52	7,618.21
Fixed rate	33,962.44	35,632.56
<b>Total</b>	<b>36,285.96</b>	<b>43,250.77</b>

The following table illustrates the sensitivity of profit and equity to a possible change in interest rates of +/- 1% (31 March 2023: +/- 1%; 31 March 2022: +/-1%;). These changes are considered to be reasonably possible based on observation of current market conditions. The calculations are based on a change in the average market interest rate for each period, and the financial instruments held at each reporting date that are sensitive to changes in interest rates. All other variables are held constant.

Particulars	(Rupees in Lakhs)	
	Profit for the year +1%	Profit for the year -1%
31 March 2023	37.20	(37.20)
31 March 2022	62.77	(62.77)

**Note 46 : CAPITAL MANAGEMENT POLICIES**

**(a) Capital Management**

The group's capital management objectives are to ensure the group's ability to continue as a going concern as well as to provide an adequate return to shareholders by pricing products and services commensurately with the level of risk.

The group monitors capital on the basis of the carrying amount of equity plus its subordinated loan, less cash and cash equivalents as presented on the face of the statement of financial position and cash flow hedges recognised in other comprehensive income.

The group manages its capital structure and makes adjustments to it in the light of changes in economic conditions and the risk characteristics of the underlying assets. In order to maintain or adjust the capital structure, the group may adjust the amount of dividends paid to shareholders, return capital to shareholders or issue new shares. The amounts managed as capital by the group are summarised as follows:

Particulars	(Rupees in Lakhs)	
	As at 31 March 2023	As at 31 March 2022
Long term borrowings	2,132.04	7,393.08
Short term borrowings	33,962.44	35,632.56
Less: Cash and cash equivalents	(842.37)	(598.55)
<b>Net debt</b>	<b>35,252.11</b>	<b>42,427.09</b>
Total equity	339.84	407.69
<b>Net debt to equity ratio</b>	<b>103.73</b>	<b>104.07</b>




*[Handwritten signatures]*

**Note 47 :Related Parties disclosures**

**A. Related Parties are classified as :**

<b>(a) Ultimate Holding company</b>
1. Guild Builders Private Limited
<b>(b) Holding Company</b>
1. Omaxe Limited
<b>(c) Fellow Subsidiary Companies</b>
1. Jagdamba Contractors and Builders Limited
2. Omaxe World Street Private Limited
3. Omaxe New Chandigarh Developers Private Limited
4. Omaxe Garv Buildtech Private Limited
5. Omaxe Heritage Private Limited
6. Atulah Contractors and Constructions Private Limited
7. Omaxe Forest Spa and Hills Developers Limited
8. Primordial Buildcon Private Limited
9. Omaxe Infrastructure Limited
<b>(d) Subsidiary of fellow Subsidiary Company</b>
1. Reliable Manpower Solutions Limited
2. Omaxe India Trade Centre Private Limited
<b>(e) Entities with significant control</b>
1. Stronghold Properties Private Limited
2. Mangla Villas Private Limited
<b>(g) Key Managerial Personnel</b>
1. Mr. Rohtas Goel



**(B) Summary of Related Parties Transaction are as under :****(i) Transactions made during the year**

(Rupees in Lakhs)

S.No.	Nature of Transactions	Year ended	Holding Company/ Fellow Subsidiaries/ Fellow Subsidiaries of Fellow Subsidiaries Company	Entities over which key managerial personnel and/or their relatives exercise significant control	Key Managerial Personnel/Directors/CEO & Relatives of Key Managerial Personnel	Total
1	Income from trading goods	31 March 2023	23.25	-	-	23.25
		31 March 2022	9.31	-	-	9.31
2	Sale of fixed assets	31 March 2023	2.70	-	-	2.70
		31 March 2022	21.70	-	-	21.70
3	Land, development & other rights purchased	31 March 2023	-	(33.00)	-	(33.00)
		31 March 2022	-	-	-	-
4	Purchase of fixed assets	31 March 2023	6.94	-	-	6.94
		31 March 2022	2.92	-	-	2.92
5	Building material purchases	31 March 2023	4.48	-	-	4.48
		31 March 2022	9.86	-	-	9.86
6	Construction Cost	31 March 2023	-	-	-	-
		31 March 2022	0.63	-	-	0.63
7	Royalty paid	31 March 2023	-	-	1.00	1.00
		31 March 2022	-	-	-	-
8	Bank Guarantee Comission paid	31 March 2023	-	-	-	-
		31 March 2022	0.04	-	-	0.04
9	Share of Customer advance as per reveune share agreement	31 March 2023	367.68	-	-	367.68
		31 March 2022	339.90	-	-	339.90
10	Advance received /refund	31 March 2023	39,001.59	-	-	39,001.59
		31 March 2022	120.53	-	-	120.53
11	Advance Paid	31 March 2023	33,844.70	-	-	33,844.70
		31 March 2022	136.81	-	-	136.81
12	Loan received	31 March 2023	2,400.58	-	-	2,400.58
		31 March 2022	541.70	-	-	541.70
13	Loan Paid	31 March 2023	4,070.70	-	-	4,070.70
		31 March 2022	3,211.56	-	-	3,211.56

**(ii). Closing Balances as at**

(Rupees in Lakhs)

S.No.	Nature of Transactions	Year ended	Holding Company/ Fellow Subsidiaries/ Fellow Subsidiaries of Fellow Subsidiaries Company	Entities over which key managerial personnel and/or their relatives exercise significant control	Key Managerial Personnel/Directors/CEO & Relatives of Key Managerial Personnel	Total
1	Loans & advances recoverable	31 March 2023	0.02	123.05	-	123.07
		31 March 2022	-	90.05	-	90.05
2	Trade payables	31 March 2023	-	-	-	-
		31 March 2022	3.33	-	-	3.33
3	Loan received Outstanding	31 March 2023	33,962.44	-	-	33,962.44
		31 March 2022	35,632.56	-	-	35,632.56
4	Advances/balance outstanding	31 March 2023	27,251.34	-	-	27,251.34
		31 March 2022	22,097.72	-	-	22,097.72
5	Bank guarantees	31 March 2023	3.00	-	-	3.00
		31 March 2022	3.00	-	-	3.00



*[Handwritten signature]*

*[Handwritten signature]*

<b>(C) Particulars of Related Parties Transactions made during the year :</b>			
<b>(i) Transactions made during the year</b>			
<b>Particulars</b>	<b>Relationship</b>	<b>(Rupees in Lakhs)</b>	
		<b>2022-23</b>	<b>2021-22</b>
<b>1 Income from trading goods</b>			
Omaxe Limited	Holding Company	17.74	4.31
Omaxe Garv Buildtech Private Limited	Fellow Subsidiary	-	3.06
Omaxe New Chandigarh Developers Private Limited	Fellow Subsidiary	4.69	1.94
Omaxe World Street Private Limited	Fellow Subsidiary	0.82	-
<b>2 Sale of fixed assets</b>			
Omaxe Limited	Holding Company	2.70	18.60
Omaxe Heritage Private Limited	Fellow Subsidiary	-	3.10
<b>3 Land, development &amp; other rights purchased</b>			
Stronghold Properties Private Limited	Entities over which key managerial personnel and/or their relatives exercise significant control	(33.00)	-
<b>4 Purchase of fixed assets</b>			
Omaxe Limited	Holding Company	4.43	-
Jagdamba Contractors and Builders Limited	Fellow Subsidiary	2.31	2.50
Atulah Contractors and Constructions Private Limited	Fellow Subsidiary	0.20	0.42
<b>5 Building material purchases</b>			
Omaxe Limited	Holding Company	2.85	5.05
Omaxe Garv Buildtech Private Limited	Fellow Subsidiary	0.01	-
Omaxe World Street Private Limited	Fellow Subsidiary	0.11	2.80
Atulah Contractors and Constructions Private Limited	Fellow Subsidiary	1.17	0.57
Jagdamba Contractors and Builders Limited	Fellow Subsidiary	-	1.44
Omaxe Forest Spa and Hills Developers Limited	Fellow Subsidiary	0.05	-
Omaxe New Chandigarh Developers Private Limited	Fellow Subsidiary	0.29	-
<b>6 Construction Cost</b>			
Jagdamba Contractors and Builders Limited	Fellow Subsidiary	-	0.63
<b>7 Royalty paid</b>			
Rohtas Goel	Key Managerial Person	1.00	-
<b>8 Bank Guarantee Comission paid</b>			
Omaxe Limited	Holding Company	-	0.04
<b>9 Share of Customer advance as per reveune share agreement</b>			
Omaxe Limited	Holding Company	367.68	339.90
<b>10 Advance received /refund</b>			
Omaxe Limited	Holding Company	446.45	-
Omaxe Garv Buildtech Private Limited	Fellow Subsidiary	2,846.14	109.61
Omaxe India Trade Centre Private Limited	Fellow Subsidiary	-	3.65
Omaxe World Street Private Limited	Fellow Subsidiary	33,389.00	1.70
Omaxe Heritage Private Limited	Fellow Subsidiary	-	5.57
Primordial Buildcon Private Limited	Fellow Subsidiary	920.00	-
Omaxe Infrastructure Limited	Fellow Subsidiary	1,400.00	-
<b>11 Advance Paid</b>			
Omaxe Limited	Holding Company	446.47	30.93
Omaxe Garv Buildtech Private Limited	Fellow Subsidiary	0.08	97.71
Omaxe India Trade Centre Private Limited	Fellow Subsidiary	-	3.65
Omaxe World Street Private Limited	Fellow Subsidiary	33,389.00	1.70
Omaxe Heritage Private Limited	Fellow Subsidiary	0.33	0.56
Omaxe New Chandigarh Developers Private Limited	Fellow Subsidiary	8.82	2.28
<b>12 Loan received</b>			
Omaxe Limited	Holding Company	2,400.58	541.70
<b>13 Loan Paid</b>			
Omaxe Limited	Holding Company	4,070.70	3,211.56



Closing Balances as at			
Particulars	Relationship	2022-23	2021-22
<b>1 Loans &amp; advances recoverable</b>			
Omaxe Limited	Holding Company	0.02	-
Mangla Villas Private Limited	Entities over which key managerial personnel and/or their relatives exercise significant control	90.05	90.05
Stronghold Properties Private Limited	Entities over which key managerial personnel and/or their relatives exercise significant control	33.00	-
<b>2 Trade payables</b>			
Jagdamba Contractors and Builders Limited	Fellow Subsidiary	-	2.70
Atulah Contractors and Constructions Private Limited	Fellow Subsidiary	-	0.63
<b>3 Loan received outstanding</b>			
Omaxe Limited	Holding Company	33,962.44	35,632.56
<b>4 Advances/balance outstanding</b>			
Omaxe Limited	Holding Company	253.60	257.22
Omaxe New Chandigarh Developers Private Limited	Fellow Subsidiary	20,712.90	20,721.72
Omaxe Infrastructure Limited	Fellow Subsidiary	1,400.00	-
Primordial Buildcon Private Limited	Fellow Subsidiary	920.00	-
Omaxe Garv Buildtech Private Limited	Fellow Subsidiary	2,857.96	11.90
Reliable Manpower Solutions Limited	Fellow Subsidiary	1,106.88	1,106.88
<b>5 Bank guarantees</b>			
Omaxe Limited	Holding Company	3.00	3.00



*[Handwritten signature]*

*[Handwritten signature]*

**Note 48: GROUP INFORMATION****Information about subsidiaries/entity consolidated**

The consolidated financial statements of the Group include entities listed in the table below :

S. No.	Name of Entity	Country of Incorporation	Proportion (%) of Equity Interest	
			As at 31-March-2023	As at 31-March-2022
1	Aviral Colonizers Private Limited	India	100.00	100.00
2	Satkar Colonisers Private Limited	India	100.00	100.00
3	Utkrisht Real Estate & Associates Private Limited	India	100.00	100.00

**Note 49: Additional information, as required under Schedule III of the Companies Act, 2013, of the enterprises consolidated as subsidiaries / entities consolidated:**

S. No.	Name of the entity in the group	Net assets (total assets minus total liabilities)		Share in profit or (loss)		Share in Other Comprehensive Income		Share in Total Comprehensive Income	
		As % of consolidated net assets	(Rupees in Lakhs)	As % of consolidated profit or loss	(Rupees in Lakhs)	As % of consolidated other comprehensive Income	(Rupees in Lakhs)	As % of consolidated total comprehensive Income	(Rupees in Lakhs)
	<b>Parent</b>								
	Omaxe Pancham Realcon Private Limited	98.98	336.37	99.06	(65.40)	100.00	(1.83)	99.09	(67.23)
	<b>Subsidiaries-Indian</b>								
1	Aviral Colonizers Private Limited	0.46	1.57	0.39	(0.26)	-	-	0.38	(0.26)
2	Satkar Colonisers Private Limited	(0.22)	(0.74)	0.41	(0.27)	-	-	0.40	(0.27)
3	Utkrisht Real Estate & Associates Private Limited	0.78	2.64	0.14	(0.09)	-	-	0.13	(0.09)



*[Handwritten signature]*

**Note 50. Standards issued and amended but not effective**

The Ministry of Corporate Affairs (MCA) notifies new Indian Accounting Standards or amendments to the existing standards under Companies (Indian Accounting Standards) Rules as issued from time to time. On March 23, 2023, MCA amended the Companies (Indian Accounting Standards) Rules, 2015 by issuing the Companies (Indian Accounting Standards) Amendment Rules, 2023 applicable from April 1, 2023, as below:

**IND AS 1 - Presentation of Financial Statements** - The amendments require companies to disclose their material accounting policy rather than their significant accounting policies. Accounting policy information, together with other information, is material when it can reasonably be expected to influence decisions of primary users of general purpose financial statements. The group does not expect this amendment to have any significant impact in its financial statement.

**IND AS 12- Income Taxes-** The amendments clarify how companies account for deferred tax on transactions such as leases and decommissioning obligations. The amendments narrowed the scope of the recognition exemption in paragraphs 15 and 24 of Ind AS 12 (recognition exemption) so that it no longer applies to transaction that, on initial recognition, give rise to equal taxable and deductible temporary differences. The group is evaluating the impact, if any, in its financial statements.

**Ind AS 8- Accounting Policies, Changes in Accounting Estimates and Errors-** The amendments will help entities to distinguish between accounting policies and accounting estimates, the definition of a change in accounting estimates has been replaced with a definition of accounting estimates. Under the new definition, accounting estimates are "monetary amounts in financial statement that are subject to measurement uncertainty". Entities develop accounting estimates if accounting policies require item in financial statement to be measured in a way that involves measurement uncertainty. The group does not expect this amendment to have any significant impact in its financial statements.

**Note 51.(a).** No funds have been advanced/loaned/invested (from borrowed fund or from share premium or from any other sources/kind of fund) by the group to any other person(s) or entity(ies), including foreign entities(intermediaries), with the understanding (whether recorded in writing or otherwise) that the intermediary shall (i) directly or indirectly lend or invest in other person or entities identified in any manner whatsoever by or on behalf of the company (Ultimate Beneficiaries) or (ii) provide any guarantee, security or like to or on behalf of the Ultimate Beneficiaries.

**(b).** No funds have been received by the group from any person(s) or entity(ies), including foreign entities (funding Parties), with the understanding (whether recorded in writing or otherwise) that the company shall (i) directly or indirectly lend or invest in other persons or entities identified in any manner whatsoever by or on behalf of the Funding Party (Ultimate Beneficiaries) or (ii) provide any guarantee, security or the like on behalf of the Ultimate Beneficiaries.

**Note 52.** The Indian parliament has approved the Code of Social Security, 2020 which would impact the contribution by the group toward provident fund and gratuity. The Ministry of Labour and Employment has released draft rules for the Code on Social Security, 2020 on November 13, 2020. The group will assess the impact and its evaluation once the subject rules are notified. The group will give appropriate impact in its financial statement in the period in which, the code become effective and the related rules to determine the financial impact are published.

**Note 53.** Additional regulatory information required by Schedule-III of Companies Act 2013

i) **Relationship with struck off companies:** The group do not have any relationship with companies struck off under section 248 of Companies Act 2013 or Section 560 of Companies Act 1956.

ii) **Details of Benami Property:** No proceeding have been initiated or are pending against the group for holding any Benami property under Benami Transaction (Prohibition) Act 1988 and the Rules made thereunder.

iii) **Compliance with numbers of layer of Companies:** The group has complied with the number of layers prescribed under Companies Act 2013.

iv) **Compliance with approved Scheme of Arrangement:** The group has not entered into any scheme of arrangement which has an accounting impact on current or previous financial year.

v) **Undisclosed Income:** There is no income surrendered or disclosed as income during current or previous year in the tax assessment under the Income Tax Act 1961 that has not been recorded in books of accounts.

vi) **Details of Crypto Currency or Virtual Currency:** The group has not traded or invested in crypto currency or virtual currency during the current or previous year.

**Note 54:** The Previous year figures have been regrouped/ reclassified, wherever necessary, to make them comparable with current year figures.

The notes referred to above form an integral part of financial statements  
As per our audit report of even date attached

For and on behalf of  
**B S D & Co.**

(Regn. No. -000312S)  
Chartered Accountants

  
**Sujata Sharma**  
Partner  
M.No. 087919



Place: New Delhi  
Date: 24th May, 2023

For and on behalf of board of directors

  
**Manoj Tiwari**  
Director  
DIN: 08854171

  
**Ritesh Aggarwal**  
Director  
DIN: 09233199

(Pursuant to first proviso to sub-section (3) of section 129 read with rule 5 of companies (Accounts) Rules, 2014  
Statement containing salient features of the financial statement of subsidiaries

Annexure-A

(Rupees in Lakhs)

Sl. No.	Name of Subsidiary	The date since when subsidiary was acquired	Reporting period for the subsidiary concerned, if different from the holding company's reporting period	Reporting currency and Exchange rate as on the last date of the relevant Financial year in the case of foreign subsidiaries	Share capital	Reserves & surplus	Total assets	Total Liabilities (Non Current and Current Liability)	Investments	Turnover (including other income)	Profit/ (loss) before taxation	Provision for taxation	Profit/ (loss) after taxation	Proposed Dividend	% of shareholding
1	Aviral Colonizers Private Limited	05 October, 2010	31 March 2023	INR	1.00	1.79	313.95	311.16	-	-	(0.26)	-	(0.26)	-	100.00
2	Satkar Colonisers Private Limited	01 February, 2011	31 March 2023	INR	1.00	(0.89)	470.41	470.30	-	-	(0.27)	-	(0.27)	-	100.00
3	Utkrisht Real Estate & Associates Private Limited	01 February, 2011	31 March 2023	INR	1.00	2.46	353.32	349.87	-	-	(0.09)	-	(0.09)	-	100.00

For and on behalf of board of director

**Manoj Tiwari**  
Director  
DIN: 08854171

**Ritesh Aggarwal**  
Director  
DIN: 09233199

Place: New Delhi  
Date: 24th May, 2023

